

LIGHTING CATALOGUE

EDITION 6

ANTI-RUST
LIFETIME
GUARANTEE
AGAINST CORROSION
NO PAINTING
REQUIRED



WELCOME

Welcome to the Asbac Lighting Catalogue

Asbac Lighting is a Premier Authorised Distributor of Fumagalli Lighting. This catalogue demonstrates how our team have carefully selected a core range of lighting products from Fumagalli that are particularly well suited to the UK & European demands.

Building on over 20 years' experience with this lighting range, we are committed to providing durable exterior lighting solutions for the varied climatic conditions experienced throughout the UK & Europe.

The extensive range meets the needs of many applications from small garden lighting through to large urban project lighting. All products benefit from their unique resin construction as explained in the table below.


The rest is simple - browse this catalogue to choose truly pleasing products that will enhance your property and grounds well into the future.

PRODUCT ADVANTAGES

All Fumagalli products are manufactured to the highest standards in Italy using exclusive durable resin construction, resulting in these product advantages:



Lifetime guarantee against corrosion



UV-treated shockproof resin construction



Maintenance free - will not rust, fade or peel!



Posts over 1.5m have galvanised steel core and moulded resin exterior



High-efficiency LED options



Complete modular system

Our Mission

- To provide our customers with a product and service that is noticeably superior to competition.
- Solve a common problem by providing high-quality, non-corrosive outdoor lighting that stands the test of time.
- Meet the commercial, domestic, modern or traditional requirements by offering a wide range of products.
- Achieve growth and profitability through supply, support and service.

Our Values

We are a company that strives to move forward with consideration for all our stakeholders.

- Integrity: We conduct business in an honest and trustworthy way with the best in mind for all our stakeholders.
- Understanding: We aim to be understanding at all times, dealing with our clients' requirements through knowledge and experience.
- Responsibility: We endeavour to function efficiently, minimising waste in every area of the company.




Durable Exterior Lighting
that Stands the Test of Time

Tel 0330 700 3000 Fax 0330 700 3002
Email sales@asbaclighting.com www.asbaclighting.com

NEW SOLAR FITTINGS



SOLAR MODULE
PAGE 6-7




FELICE RANGE
PAGE 8-9



FIORINA RANGE
PAGE 10-11



FORTUNATO RANGE
PAGE 10-11




STEVEN RANGE
PAGE 14-15



MAMETE RANGE
PAGE 20-21



TERESA RANGE
PAGE 72-73



ALDO RANGE
PAGE 74-75

The G9 LED

NEW CCT SETTABLE LAMPS



GU10 LED
PAGE 184-185



GX53 LED
PAGE 186-189



R7S LED
PAGE 190-191



E27 A60 LED
PAGE 192-193

WELCOME

SOLAR




FELICE PAGE 8-9
FIORINA PAGE 10-11
FORTUNATO PAGE 10-11

Durable Exterior Lighting
that Stands the Test of Time

Tel 0330 700 3000
Fax 0330 700 3002
Email sales@asbaclighting.com
www.asbaclighting.com



CONTEMPORARY



STEVEN PAGE 14-15
ABRAM PAGE 16-17
FRANCA PAGE 18-19
MAMETE PAGE 20-21
MARTA PAGE 22-25
AMELIA PAGE 26-29
CARLO PAGE 30-33
ELISA PAGE 34-35
ESTER PAGE 36-37
SAURO PAGE 38-39
MIRELLA PAGE 38-39

BULKHEAD



FRANCY PAGE 40-41
BERTINA PAGE 42-43
BERTA/UMBERTA PAGE 42-43
GELMI PAGE 44-45
STUCCHI PAGE 46-47
LUCIA PAGE 48-49
MADDI PAGE 50-51

FLOODLIGHT



GERMANA PAGE 52-55
GIUSEPPE PAGE 56-63
GIORGIO & ROSA GIUSEPPE PAGE 58-59

SPOTLIGHT



MINITOMMY PAGE 64-67
TOMMY PAGE 68-71

**SOFFIT/
GROUND LIGHT**



TERESA PAGE 72-73
ALDO PAGE 74-75
CECI 90 PAGE 76-77
CECI 120 PAGE 78-79
CECI 160 PAGE 80-81



LORENZA PAGE 82-83
NINA PAGE 84-85
LETI 100 PAGE 86-87
EXTRALETI 100 PAGE 86-87
LETI 200 PAGE 88-89
EXTRALETI 200 PAGE 88-89
LETI 300 PAGE 90-91
EXTRALETI 300 PAGE 90-91

BRICKLIGHT

SMALL



IESSE PAGE 94-95
ANNA PAGE 94-97

MEDIUM



GOLIA PAGE 98-101
RUT PAGE 102-107
SALEM PAGE 108-113

LARGE



TOBIA PAGE 114-121
DARIA PAGE 122-123
NOEMI PAGE 122-129

GRAND



ELIA PAGE 130-133

CLASSIC LANTERNS



GLOBE 250 PAGE 134-137
GLOBE 300 PAGE 138-143
GLOBE 400 PAGE 144-149

CLASSIC GLOBE



BEPPE 400 PAGE 152-155
VIVI 400 PAGE 156-161
GINO 400 PAGE 162-167

URBAN MODERN



LUIGI 400 PAGE 180-181
LUIGI 400-DR PAGE 180-181

HIGHBAY



REMO 400 PAGE 168-173
ECOVIVI 400 PAGE 174-179



For LED
lamps see
page 182

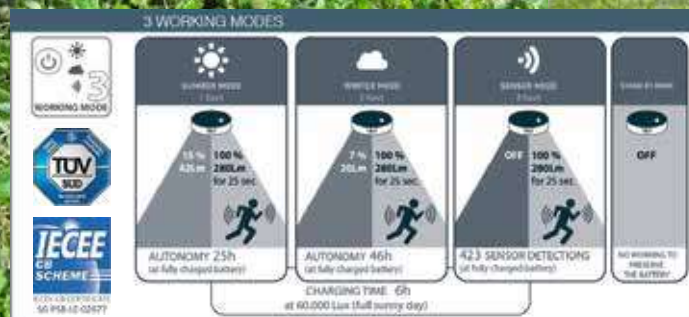
Customise your own perfect post!

With a range of different lanterns, posts and post top systems on offer, you'll find the perfect combination to fit your bespoke needs and requirements. See p.198-207.

Call 0330 700 3000 for help and advice from our team

CREATE SOMETHING
DIFFERENT

SOLAR-POWERED LIGHTING



ANTI-RUST
LIFETIME
GUARANTEE
AGAINST CORROSION
NO PAINTING
REQUIRED

NEW



SOLAR MODULE LED

MATERIAL

- PC material suitable for outdoor use
- UV ray stabilised
- Anti shock

SWITCH

- Long press +5 seconds for mode selection
- Short press for CCT selection

REPLACEABLE BATTERY

- Quick and easy battery replacement
- LiFePO4 IFR 26650 3,3Ah-3,2V
- No risk of explosion
- Working temperature -10°C to +60°C

SOLAR PANEL

- Panel 2W/5V
- Monocrystalline PET type
- Anti-shock material
- UV ray treated

3 WORKING MODE

- Summer mode
- Winter mode
- Sensor mode
- See further details below

PIR SENSOR

- Detection angle 120°
- Fields of detection up to 5m
- Active for 25 seconds

LED

- 2.5W (at 100% light)
- LED chips connected by pure gold wires able to withstand the highest and lowest temperatures and grant a lumens maintenance factor > 80%
- SMD 3528 LED
- Press the switch to select the desired Kelvin temperature (3000K, 4000K, 6500K) and get a customised ambience
- 3000K, 4000K and 6500K LED chips on 3 separate circuits to grant SDCM < 6
- 2-year warranty on LED module (excluding the replaceable battery)

LENS

- Frosted colour lens reducing dazzle
- Made of UV ray stabilised resin material to avoid yellowing process
- Compact and slim design for a better light distribution and to improve the light efficiency

NEW

SOLAR-POWERED LIGHTING



LED Lamps Solar Module LED

Luminous Flux 280LM (100%)

Colour Temp The solar module included is CCT settable. Can be set as 3000K/4000K/6500K

Lifetime (Hours) 30000 Hours

LED lamps included with all LED fittings

Resin Body

BLACK (A)

PC diffuser

OPAL (Y)



Products supplied as standard in component form. Technical LED Lamp details on page 7.

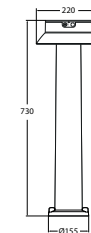
ANTI-RUST
LIFETIME
GUARANTEE
AGAINST CORROSION
NO PAINTING
REQUIRED



SOLAR-POWERED LIGHTING

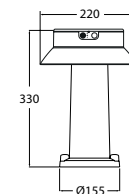
FELICE 800

Product	Lamp	Colour	Code
Felice 800	Solar Module LED	Black/Opal	FE1.575.A0.S1K.OP2



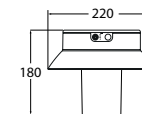
FELICE 400

Product	Lamp	Colour	Code
Felice 400	Solar Module LED	Black/Opal	FE1.574.A0.S1K.OP2



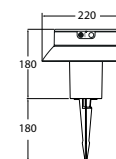
FELICE 200

Product	Lamp	Colour	Code
Felice 200	Solar Module LED	Black/Opal	FE1.573.A0.S1K.OP2



FELICE SPIKE

Product	Lamp	Colour	Code
Felice 200 Spike	Solar Module LED	Black/Opal	FE1.572.A0.S1K.OP2



FELICE REFLECTOR

Product	Colour	Code
Felice Reflector	Clear	HX.SOL.RFL
Felice Reflector	Blue	HU.SOL.RFL
Felice Reflector	Green	HN.SOL.RFL

These are to be ordered in addition to the Opal reflector fittings above

NEW

SOLAR-POWERED LIGHTING



LED Lamps Solar Module LED

Luminous Flux 280LM (100%)

Colour Temp The solar module included is CCT settable. Can be set as 3000K/4000K/6500K

Lifetime (Hours) 30000 Hours

LED lamps included with all LED fittings

Resin Body

BLACK (A)

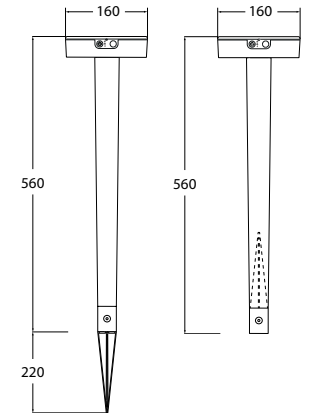
PC diffuser

OPAL (Y)



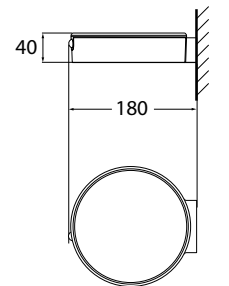
Products supplied as standard in component form. Technical LED Lamp details on page 7.

ANTI-RUST
LIFETIME
GUARANTEE
AGAINST CORROSION
NO PAINTING
REQUIRED



FIORINA

Product	Lamp	Colour	Code
Fiorina	Solar Module LED	Black	FI1.542.A0.S1K



FORTUNATO

Product	Lamp	Colour	Code
Fortunato	Solar Module LED	Black/Opal	F01.000.A0.S1K

SOLAR-POWERED LIGHTING

Some of our projects

CONTEMPORARY COLLECTIONS



“

Fumagalli and Asbac have a wide range of products which are of great quality and cater to our customers' needs where other brands do not.

NEW

CONTEMPORARY COLLECTIONS



LED Lamps  G9 LED

Power (W)
110/240 V
50/60 Hz **1.7W**

Luminous Flux **150LM**

Colour Temp
3000K (warm white)
4000K (white)

Lifetime (Hours) **15000 Hours**

LED lamps included with all LED fittings

Resin Body

BLACK (A) **WHITE (W)** **GREY (L)**

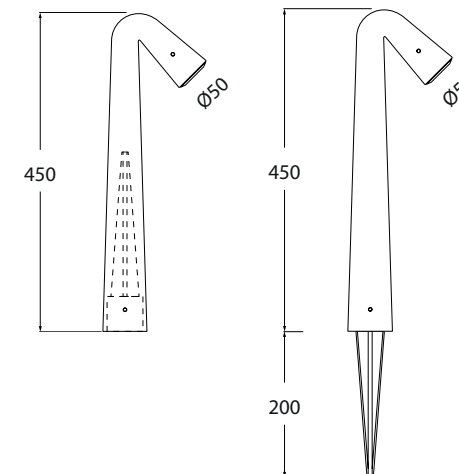
PC diffuser

FROSTED (X)



Products supplied as standard in component form.
Technical LED lamp details on page 182.

ANTI-RUST
LIFETIME
GUARANTEE
AGAINST CORROSION
NO PAINTING
REQUIRED



STEVEN

Product	Lamp	Colour	3000K	4000K
Steven	1.7W G9 LED	Black	ST1.531.AX.Z1R	ST1.531.AX.Z1L
Steven	1.7W G9 LED	White	ST1.531.WX.Z1R	ST1.531.WX.Z1L
Steven	1.7W G9 LED	Grey	ST1.531.LX.Z1R	ST1.531.LX.Z1L

Fitting can be used for a ground mount or spike mount

STEVEN COLOURED DIFFUSER

Product	Colour	Code
Steven Coloured Diffuser	Green	HN.1L.GLA
Steven Coloured Diffuser	Orange	HR.1L.GLA
Steven Coloured Diffuser	Blue	HU.1L.GLA

These are to be ordered in addition to the frosted lens fittings above

CONTEMPORARY COLLECTIONS

LED Lamps	ABRAM 150 lamp R7s LED	ABRAM 190 lamp R7s LED	ABRAM 270 lamp R7s LED
Power (W) 110/240 V 50/60 Hz	3.2W	7.5W	10.5W
Luminous Flux	≤360LM	≤810LM	≤1080LM

Colour Temp The R7s lamps included are CCT settable.
Can be set as 2700K/4000K/6500K

Lifetime (Hours) 25000 Hours

LED lamps included with all LED fittings

Resin Body

BLACK (A) WHITE (W) GREY (L)

PC diffuser

CLEAR (X)



Products supplied as standard in component form.
Technical LED lamp details on page 190.

Available in:



BLACK (A)

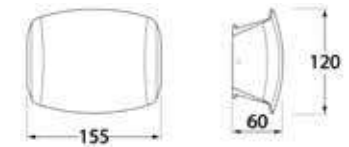


WHITE (W)



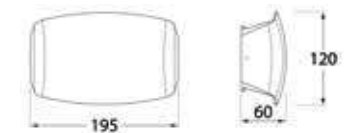
GREY (L)

ANTI-RUST
LIFETIME
GUARANTEE
AGAINST CORROSION
NO PAINTING
REQUIRED



ABRAM 150

Product	Lamp	Colour	Code
Abram 150	3.2W R7s	Black	AB1.000.AX.J1K
Abram 150	3.2W R7s	White	AB1.000.WX.J1K
Abram 150	3.2W R7s	Grey	AB1.000.LX.J1K



ABRAM 190

Product	Lamp	Colour	Code
Abram 190	7.5W R7s	Black	AB2.000.AX.K1K
Abram 190	7.5W R7s	White	AB2.000.WX.K1K
Abram 190	7.5W R7s	Grey	AB2.000.LX.K1K



ABRAM 270

Product	Lamp	Colour	Code
Abram 270	10.5W R7s	Black	AB3.000.AX.P1K
Abram 270	10.5W R7s	White	AB3.000.WX.P1K
Abram 270	10.5W R7s	Grey	AB3.000.LX.P1K



LED Lamps	GU10 LED	GU10 LED
Power (W)	3.5W	6W
Luminous Flux	≤366LM	≤615LM

Colour Temp The GU10 lamps included are CCT settable. Can be set as 2700K or 4000K

Lifetime (Hours) 25000 Hours

LED lamps included with all LED fittings

Resin Body

BLACK (A) GREY (L)

PC diffuser

FROSTED (X)



Products supplied as standard in component form. Technical LED lamp details on page 184.

Available in:

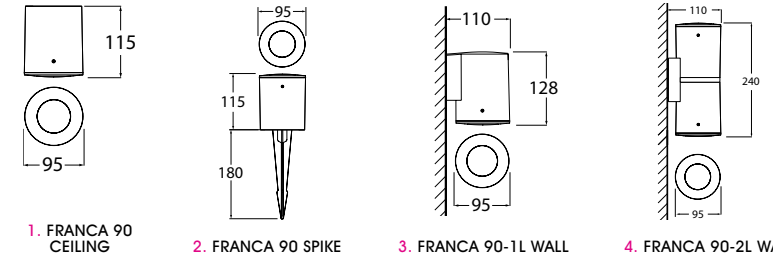


BLACK (A)



GREY (L)

ANTI-RUST
LIFETIME
GUARANTEE
AGAINST CORROSION
NO PAINTING
REQUIRED



1. FRANCA 90 CEILING 2. FRANCA 90 SPIKE 3. FRANCA 90-1L WALL 4. FRANCA 90-2L WALL

1. FRANCA 90 CEILING

Product	Lamp	Colour	Code
Franca 90 Ceiling	3.5W LED GU10	Black	3A7.000.AX.U1K
Franca 90 Ceiling	3.5W LED GU10	Grey	3A7.000.LX.U1K
Franca 90 Ceiling	6W LED GU10	Black	3A7.000.AX.L1K
Franca 90 Ceiling	6W LED GU10	Grey	3A7.000.LX.L1K

2. FRANCA 90 SPIKE


Product	Lamp	Colour	Code
Franca 90 Spike	3.5W LED GU10	Black	3A7.001.AX.U1K
Franca 90 Spike	3.5W LED GU10	Grey	3A7.001.LX.U1K
Franca 90 Spike	6W LED GU10	Black	3A7.001.AX.L1K
Franca 90 Spike	6W LED GU10	Grey	3A7.001.LX.L1K

3. FRANCA 90-1L WALL

Product	Lamp	Colour	Code
Franca 90-1L Wall	3.5W LED GU10	Black	3A7.002.AX.U1K
Franca 90-1L Wall	3.5W LED GU10	Grey	3A7.002.LX.U1K
Franca 90-1L Wall	6W LED GU10	Black	3A7.002.AX.L1K
Franca 90-1L Wall	6W LED GU10	Grey	3A7.002.LX.L1K

4. FRANCA 90-2L WALL

Product	Lamp	Colour	2700K	4000K
Franca 90-2L Wall	2 x 3.5W LED GU10	Black	3A7.003.AX.U2K (CCT)	
Franca 90-2L Wall	2 x 3.5W LED GU10	Grey	3A7.003.LX.U2K (CCT)	
Franca 90-2L Wall Assembled	2 x 3.5W LED GU10	Black	3A7.003.AX.U2K.MR	3A7.003.AX.U2K.ML
Franca 90-2L Wall Assembled	2 x 3.5W LED GU10	Grey	3A7.003.LX.U2K.MR	3A7.003.LX.U2K.ML
Franca 90-2L Wall	2 x 6W LED GU10	Black	3A7.003.AX.L2K (CCT)	
Franca 90-2L Wall	2 x 6W LED GU10	Grey	3A7.003.LX.L2K (CCT)	
Franca 90-2L Wall Assembled	2 x 6W LED GU10	Black	3A7.003.AX.L2K.MR	3A7.003.AX.L2K.ML
Franca 90-2L Wall Assembled	2 x 6W LED GU10	Grey	3A7.003.LX.L2K.MR	3A7.003.LX.L2K.ML

LED Lamps  G9 LED
Power (W) **1.7W**
110/240 V
50/60 Hz

Luminous Flux **150LM**

Colour Temp 3000K (warm white)
4000K (white)

Lifetime (Hours) **15000 Hours**

LED lamps included with all LED fittings

Resin Body

BLACK (A) **GREY (L)**

PC diffuser

FROSTED (X)



Products supplied as standard in component form.
Technical LED lamp details on page 182.



Available in:



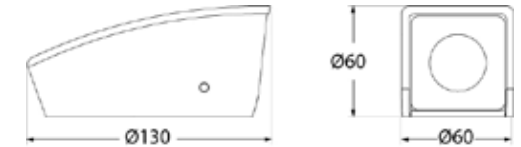
BLACK (A)



GREY (L)

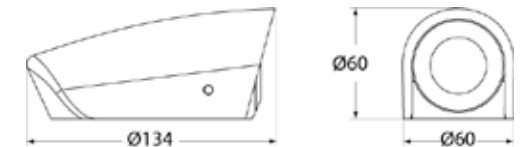


ANTI-RUST
LIFETIME
GUARANTEE
AGAINST CORROSION
NO PAINTING
REQUIRED



MAMETE SQUARE

Product	Lamp	Colour	3000K	4000K
Mamete Square	1.7W G9 LED	Black	1A3.000.AX.Z1R	1A3.000.AX.Z1L
Mamete Square	1.7W G9 LED	Grey	1A3.000.LX.Z1R	1A3.000.LX.Z1L

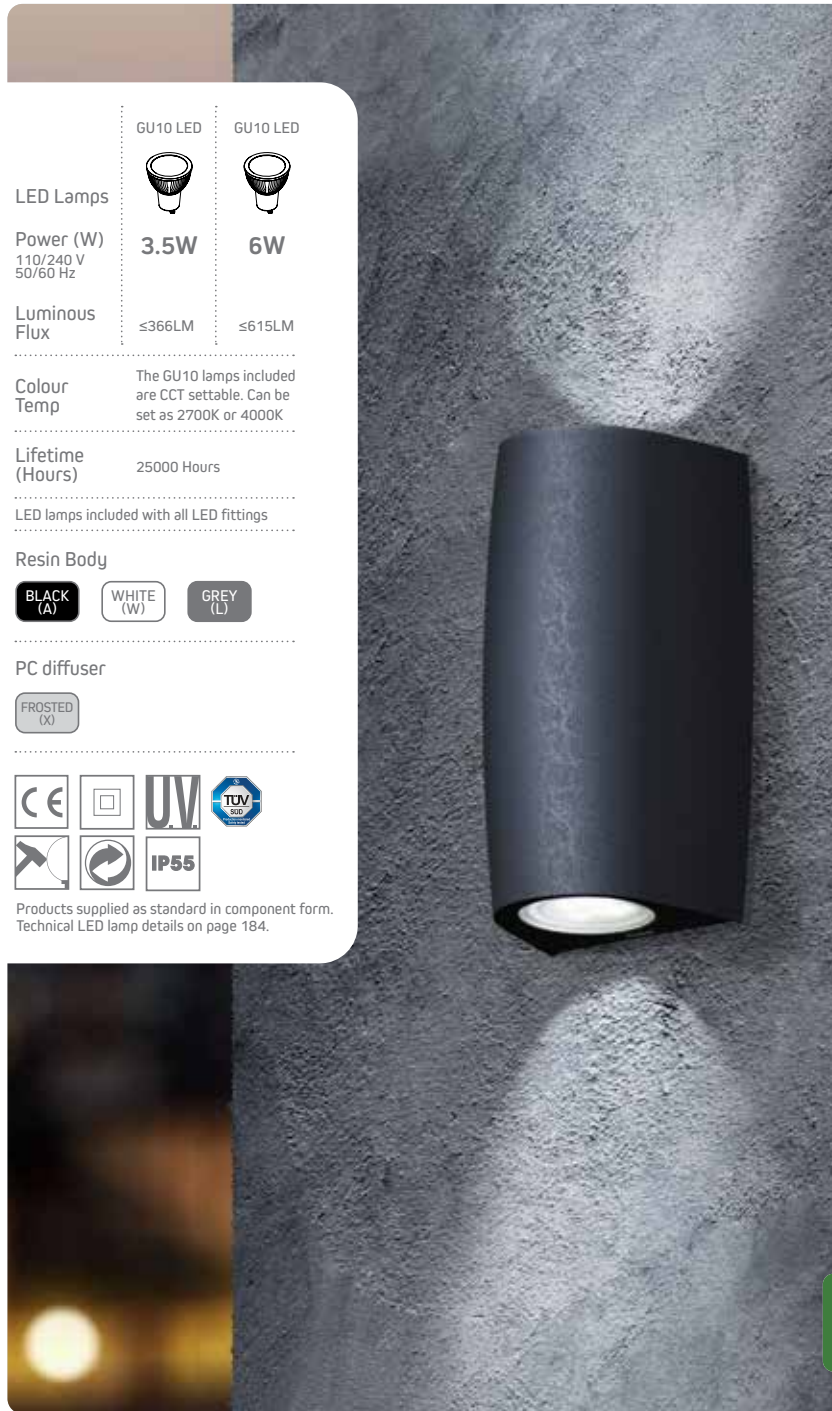


MAMETE ROUND

Product	Lamp	Colour	3000K	4000K
Mamete Round	1.7W G9 LED	Black	2A3.000.AX.Z1R	2A3.000.AX.Z1L
Mamete Round	1.7W G9 LED	Grey	2A3.000.LX.Z1R	2A3.000.LX.Z1L

MAMETE COLOURED DIFFUSER

Product	Colour	Code
Mamete Coloured Diffuser	Green	HN.1L.GLA
Mamete Coloured Diffuser	Orange	HR.1L.GLA
Mamete Coloured Diffuser	Blue	HU.1L.GLA



	GU10 LED	GU10 LED
LED Lamps		
Power (W)	3.5W	6W
	110/240 V	50/60 Hz
Luminous Flux	≤366LM	≤615LM

Colour Temp The GU10 lamps included are CCT settable. Can be set as 2700K or 4000K

Lifetime (Hours) 25000 Hours

LED lamps included with all LED fittings

Resin Body

- BLACK (A)**
- WHITE (W)**
- GREY (L)**

PC diffuser

FROSTED (X)



Products supplied as standard in component form. Technical LED lamp details on page 184.

Available in:



BLACK (A)

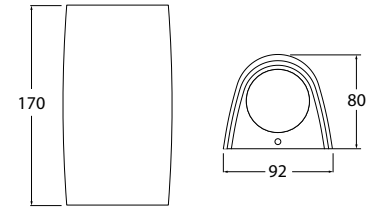


WHITE (W)



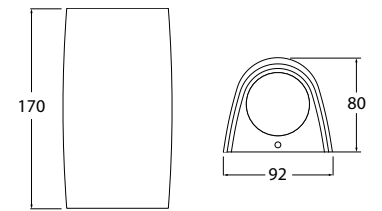
GREY (L)

ANTI-RUST LIFETIME GUARANTEE AGAINST CORROSION NO PAINTING REQUIRED



MARTA 90 1 LIGHT

Product	Lamp	Colour	Code
Marta 90 1 Light	3.5W LED GU10	Black	1A4.000.AX.U1K
Marta 90 1 Light	3.5W LED GU10	White	1A4.000.WX.U1K
Marta 90 1 Light	3.5W LED GU10	Grey	1A4.000.LX.U1K
Marta 90 1 Light	6W LED GU10	Black	1A4.000.AX.L1K
Marta 90 1 Light	6W LED GU10	White	1A4.000.WX.L1K
Marta 90 1 Light	6W LED GU10	Grey	1A4.000.LX.L1K



MARTA 90 UP & DOWN

Product	Lamp	Colour	Code
Marta 90 Up & Down	2 x 3.5W LED GU10	Black	2A4.000.AX.U2K
Marta 90 Up & Down	2 x 3.5W LED GU10	White	2A4.000.WX.U2K
Marta 90 Up & Down	2 x 3.5W LED GU10	Grey	2A4.000.LX.U2K
Marta 90 Up & Down	2 x 6W LED GU10	Black	2A4.000.AX.L2K
Marta 90 Up & Down	2 x 6W LED GU10	White	2A4.000.WX.L2K
Marta 90 Up & Down	2 x 6W LED GU10	Grey	2A4.000.LX.L2K

MARTA 90 COLOURED DIFFUSER

Product	Colour	Code
Marta 90 Coloured Diffuser	Green	HN.1M.GLA
Marta 90 Coloured Diffuser	Orange	HR.1M.GLA
Marta 90 Coloured Diffuser	Blue	HU.1M.GLA

These are to be ordered in addition to the frosted lens fittings above - please order 2 quant for Up & Down Fitting



LED Lamps

GX53 LED GX53 LED

Power (W)
110/240 V
50/60 Hz

7W 10W

Luminous Flux
≤975LM ≤1410LM

Colour Temp
The GX53 lamps included are CCT settable. Can be set as 3000K/4000K/6500K

Lifetime (Hours)
25000 Hours

LED lamps included with all LED fittings

Resin Body

BLACK (A) WHITE (W) GREY (L)

PC diffuser

FROSTED (X)

CE IP55 TUV SUD

Products supplied as standard in component form. Technical LED lamp details on page 186.

Available in:



BLACK (A)

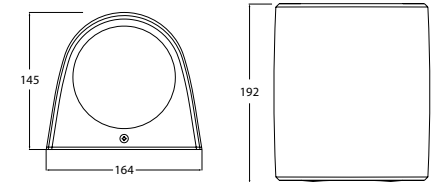


WHITE (W)



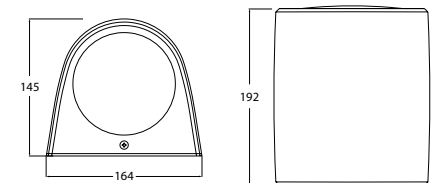
GREY (L)

ANTI-RUST
LIFETIME
GUARANTEE
AGAINST CORROSION
NO PAINTING
REQUIRED



MARTA 160 1 LIGHT

Product	Lamp	Colour	Code
Marta 160 1 Light	7W LED GX53	Black	1A6.000.AX.C1K
Marta 160 1 Light	7W LED GX53	White	1A6.000.WX.C1K
Marta 160 1 Light	7W LED GX53	Grey	1A6.000.LX.C1K
Marta 160 1 Light	10W LED GX53	Black	1A6.000.AX.D1K
Marta 160 1 Light	10W LED GX53	White	1A6.000.WX.D1K
Marta 160 1 Light	10W LED GX53	Grey	1A6.000.LX.D1K



MARTA 160 UP & DOWN

Product	Lamp	Colour	Code
Marta 160 Up & Down	2 x 7W LED GX53	Black	2A6.000.AX.C2K
Marta 160 Up & Down	2 x 7W LED GX53	White	2A6.000.WX.C2K
Marta 160 Up & Down	2 x 7W LED GX53	Grey	2A6.000.LX.C2K
Marta 160 Up & Down	2 x 10W LED GX53	Black	2A6.000.AX.D2K
Marta 160 Up & Down	2 x 10W LED GX53	White	2A6.000.WX.D2K
Marta 160 Up & Down	2 x 10W LED GX53	Grey	2A6.000.LX.D2K

MARTA 160 COLOURED DIFFUSER

Product	Colour	Code
Marta 160 Coloured Diffuser	Green	HN.2M.GLA
Marta 160 Coloured Diffuser	Orange	HR.2M.GLA
Marta 160 Coloured Diffuser	Blue	HU.2M.GLA

These are to be ordered in addition to the frosted lens fittings above - please order 2 quant for Up & Down Fitting

Available Lamp Options:

LED Lamps 
LED E27

Power (W) **8.5W**
110/240 V
50/60 Hz

Luminous Flux
≤920LM

Colour Temp The E27 lamps included are CCT settable. Can be set as 2700K/4000K/6500K

Lifetime (Hours) 25000 Hours

LED lamps included with all LED fittings

Resin Body

BLACK (A) **GREY (L)**

PMMA diffuser

OPAL (Y)



Products supplied as standard in component form. Technical LED lamp details on page 192.

8.5W E27 A60 LED	
INDOOR & OUTDOOR USE	
• -30 +80 °C • 90% Humidity	
VOLTAGE SURGE RESISTANT	



Available in:



BLACK (A)



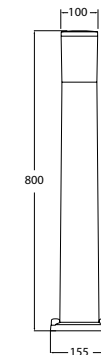
GREY (L)

ANTI-RUST
LIFETIME
GUARANTEE
AGAINST CORROSION
NO PAINTING
REQUIRED



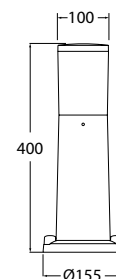
AMELIA 800

Product	Lamp	Colour	Code
Amelia 800	8.5W LED E27	Black	DR2.575.AYV1K
Amelia 800	8.5W LED E27	Grey	DR2.575.LYV1K



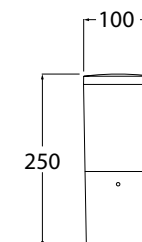
AMELIA 400

Product	Lamp	Colour	Code
Amelia 400	8.5W LED E27	Black	DR2.574.AYV1K
Amelia 400	8.5W LED E27	Grey	DR2.574.LYV1K



AMELIA 250

Product	Lamp	Colour	Code
Amelia 250	8.5W LED E27	Black	DR2.573.AYV1K
Amelia 250	8.5W LED E27	Grey	DR2.573.LYV1K



Available Lamp Options:

LED Lamps 
LED E27

Power (W) **8.5W**
110/240 V
50/60 Hz

Luminous Flux
≤920LM

Colour Temp
The E27 lamps included are CCT settable. Can be set as 2700K/4000K/6500K

Lifetime (Hours) 25000 Hours

LED lamps included with all LED fittings

Resin Body

BLACK (A)

GREY (L)

PMMA diffuser

OPAL (Y)



Products supplied as standard in component form. Technical LED lamp details on page 192.

8.5W E27 A60 LED

INDOOR & OUTDOOR USE

- -30 +80 °C
- 90% Humidity

VOLTAGE SURGE RESISTANT



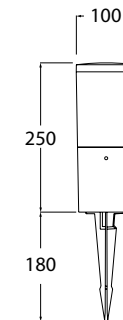
Available in:



BLACK (A)

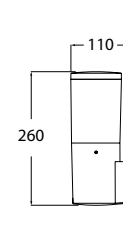


GREY (L)



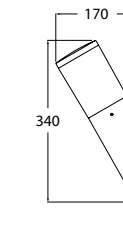
AMELIA SPIKE

Product	Lamp	Colour	Code
Amelia Spike	8.5W LED E27	Black	DR2.572.AYV1K
Amelia Spike	8.5W LED E27	Grey	DR2.572.LYV1K



AMELIA WALL

Product	Lamp	Colour	Code
Amelia Wall	8.5W LED E27	Black	DR2.570.AYV1K
Amelia Wall	8.5W LED E27	Grey	DR2.570.LYV1K



AMELIA-FS

Product	Lamp	Colour	Code
Amelia-FS	8.5W LED E27	Black	DR2.571.AYV1K
Amelia-FS	8.5W LED E27	Grey	DR2.571.LYV1K

ANTI-RUST
LIFETIME
GUARANTEE
AGAINST CORROSION
NO PAINTING
REQUIRED



	GU10 LED	GU10 LED
LED Lamps		
Power (W)	3.5W	6W
	110/240 V	50/60 Hz
Luminous Flux	≤366LM	≤615LM

Colour Temp
The GU10 lamps included are CCT settable. Can be set as 2700K or 4000K

Lifetime (Hours) 25000 Hours

LED lamps included with all LED fittings

Resin Body

BLACK (A) **GREY (L)**

PC diffuser

CLEAR (X) Please note: Inner diffuser is opal



Products supplied as standard in component form. Technical LED lamp details on page 184.

Available in:

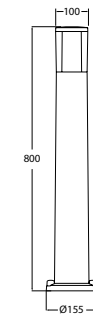


BLACK (A)

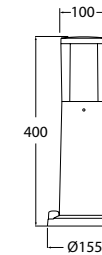


GREY (L)

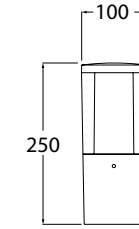
ANTI-RUST
LIFETIME
GUARANTEE
AGAINST CORROSION
NO PAINTING
REQUIRED



1. CARLO 800



2. CARLO 400



3. CARLO 250

1. CARLO 800

Product	Lamp	Colour	Code
Carlo 800	3.5W LED GU10	Black	DR1.575.AX.U1K
Carlo 800	3.5W LED GU10	Grey	DR1.575.LX.U1K
Carlo 800	6W LED GU10	Black	DR1.575.AX.L1K
Carlo 800	6W LED GU10	Grey	DR1.575.LX.L1K

2. CARLO 400

Product	Lamp	Colour	Code
Carlo 400	3.5W LED GU10	Black	DR1.574.AX.U1K
Carlo 400	3.5W LED GU10	Grey	DR1.574.LX.U1K
Carlo 400	6W LED GU10	Black	DR1.574.AX.L1K
Carlo 400	6W LED GU10	Grey	DR1.574.LX.L1K



3. CARLO 250

Product	Lamp	Colour	Code
Carlo 250	3.5W LED GU10	Black	DR1.573.AX.U1K
Carlo 250	3.5W LED GU10	Grey	DR1.573.LX.U1K
Carlo 250	6W LED GU10	Black	DR1.573.AX.L1K
Carlo 250	6W LED GU10	Grey	DR1.573.LX.L1K

CARLO DECO INSERT

Product	Colour	Code
Carlo Deco Insert	Black	HA.DR3.SCR
Carlo Deco Insert	Grey	HL.DR3.SCR

This insert to be purchased as additional part that can be used with any of the fittings above

	GU10 LED	GU10 LED
LED Lamps		
Power (W)	3.5W	6W
	110/240 V 50/60 Hz	
Luminous Flux	≤366LM	≤615LM

Colour Temp The GU10 lamps included are CCT settable. Can be set as 2700K or 4000K

Lifetime (Hours) 25000 Hours

LED lamps included with all LED fittings

Resin Body

BLACK (A) **GREY (L)**

PC diffuser

CLEAR (X) Please note: Inner diffuser is opal



Products supplied as standard in component form. Technical LED lamp details on page 184.



Available in:

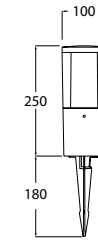


BLACK (A)

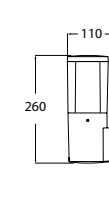


GREY (L)

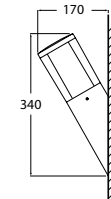
ANTI-RUST
LIFETIME
GUARANTEE
AGAINST CORROSION
NO PAINTING
REQUIRED



1. CARLO SPIKE



2. CARLO WALL



3. CARLO-FS

1. CARLO SPIKE

Product	Lamp	Colour	Code
Carlo Spike	3.5W LED GU10	Black	DR1.572.AX.U1K
Carlo Spike	3.5W LED GU10	Grey	DR1.572.LX.U1K
Carlo Spike	6W LED GU10	Black	DR1.572.AX.L1K
Carlo Spike	6W LED GU10	Grey	DR1.572.LX.L1K

2. CARLO WALL

Product	Lamp	Colour	Code
Carlo Wall	3.5W LED GU10	Black	DR1.570.AX.U1K
Carlo Wall	3.5W LED GU10	Grey	DR1.570.LX.U1K
Carlo Wall	6W LED GU10	Black	DR1.570.AX.L1K
Carlo Wall	6W LED GU10	Grey	DR1.570.LX.L1K

3. CARLO-FS

Product	Lamp	Colour	Code
Carlo-FS	3.5W LED GU10	Black	DR1.571.AX.U1K
Carlo-FS	3.5W LED GU10	Grey	DR1.571.LX.U1K
Carlo-FS	6W LED GU10	Black	DR1.571.AX.L1K
Carlo-FS	6W LED GU10	Grey	DR1.571.LX.L1K

CARLO DECO INSERT

Product	Colour	Code
Carlo Deco Insert	Black	HA.DR3.SCR
Carlo Deco Insert	Grey	HL.DR3.SCR

This insert to be purchased as additional part that can be used with any of the fittings above

LED Lamps
GX53 LED
Power (W)
110/240 V
50/60 Hz
10W
Luminous Flux
≤1410LM

Colour Temp
The GX53 lamps included are CCT settable. Can be set as 3000K/4000K/6500K

Lifetime (Hours)
25000 Hours

LED lamps included with all LED fittings

Resin Body

BLACK (A) GREY (L)

PMMA diffuser

CLEAR (X)



Products supplied as standard in component form. Technical LED lamp details on page 186.



Available in:

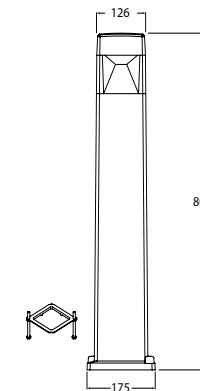


BLACK (A)

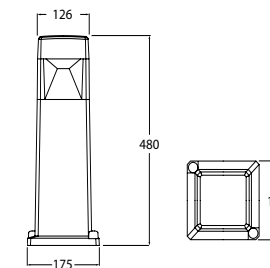


GREY (L)

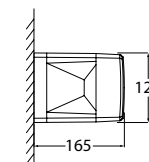
ANTI-RUST
LIFETIME
GUARANTEE
AGAINST CORROSION
NO PAINTING
REQUIRED



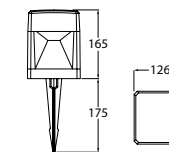
1. ELISA 800 BOLLARD



2. ELISA 500 BOLLARD



3. ELISA WALL



4. ELISA SPIKE

1. ELISA 800 BOLLARD

Product	Lamp	Colour	Code
Elisa 800 Bollard	10W LED GX53	Black	DS2.564.AX.D1K
Elisa 800 Bollard	10W LED GX53	Grey	DS2.564.LX.D1K

2. ELISA 500 BOLLARD

Product	Lamp	Colour	Code
Elisa 500 Bollard	10W LED GX53	Black	DS2.563.AX.D1K
Elisa 500 Bollard	10W LED GX53	Grey	DS2.563.LX.D1K

3. ELISA WALL

Product	Lamp	Colour	Code
Elisa Wall	10W LED GX53	Black	DS2.560.AX.D1K
Elisa Wall	10W LED GX53	Grey	DS2.560.LX.D1K

4. ELISA SPIKE

Product	Lamp	Colour	Code
Elisa Spike	10W LED GX53	Black	DS2.561.AX.D1K
Elisa Spike	10W LED GX53	Grey	DS2.561.LX.D1K

LED Lamps
GX53 LED
Power (W)
110/240 V
50/60 Hz
10W
Luminous Flux
≤1410LM

Colour Temp
The GX53 lamps included are CCT settable. Can be set as 3000K/4000K/6500K

Lifetime (Hours)
25000 Hours

LED lamps included with all LED fittings

Resin Body

BLACK (A) GREY (L)

PMMA diffuser

CLEAR (X)



Products supplied as standard in component form. Technical LED lamp details on page 186.



Available in:

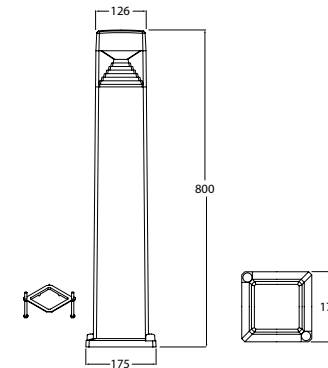


BLACK (A)

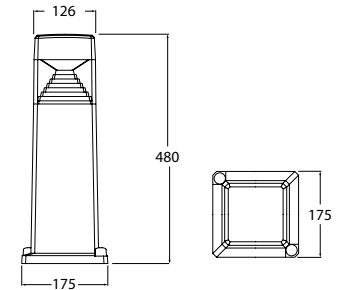


GREY (L)

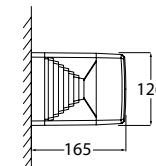
ANTI-RUST
LIFETIME
GUARANTEE
AGAINST CORROSION
NO PAINTING
REQUIRED



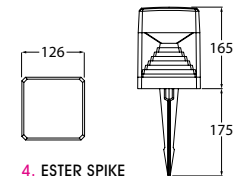
1. ESTER 800 BOLLARD



2. ESTER 500 BOLLARD



3. ESTER WALL



4. ESTER SPIKE

1. ESTER 800 BOLLARD

Product	Lamp	Colour	Code
Ester 800 Bollard	10W LED GX53	Black	DS1.564.AX.D1K
Ester 800 Bollard	10W LED GX53	Grey	DS1.564.LX.D1K

2. ESTER 500 BOLLARD

Product	Lamp	Colour	Code
Ester 500 Bollard	10W LED GX53	Black	DS1.563.AX.D1K
Ester 500 Bollard	10W LED GX53	Grey	DS1.563.LX.D1K

3. ESTER WALL



Product	Lamp	Colour	Code
Ester Wall	10W LED GX53	Black	DS1.560.AX.D1K
Ester Wall	10W LED GX53	Grey	DS1.560.LX.D1K

4. ESTER SPIKE

Product	Lamp	Colour	Code
Ester Spike	10W LED GX53	Black	DS1.561.AX.D1K
Ester Spike	10W LED GX53	Grey	DS1.561.LX.D1K

Available Lamp Options:

- E27 Lampholder (Lamp not included)

LED Lamps	 GX53 LED	 LED E27
Power (W) 110/240 V 50/60 Hz	10W	11W
Luminous Flux	≤1410LM	≤1200LM
Colour Temp	CCT Settable	CCT Settable

Lifetime (Hours) 25000 Hours

Resin Body

- BLACK (A)**
- GREY (L)**

PMMA diffuser

- CLEAR (X)**



Products supplied as standard in component form. Technical LED lamp details on page 186 & 192.



Available in:



BLACK (A) GX53



GREY (L) GX53



BLACK (A) E27



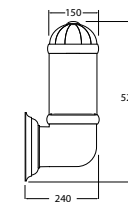

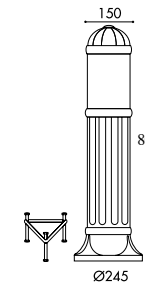
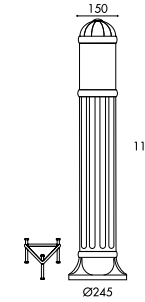
GREY (L) E27

ANTI-RUST LIFETIME GUARANTEE AGAINST CORROSION NO PAINTING REQUIRED

GX53



E27



All E27 fittings above come complete with Aluminium Louvre.

SAURO 1100

Product	Lamp	Colour	Code
Sauro 1100	10W LED GX53	Black	D15.555.AX.D1KCRB
Sauro 1100	10W LED GX53	Grey	D15.555.LX.D1KCRB
Sauro 1100	E27	Black	D15.555.AX.E27.FC1
Sauro 1100	E27	Grey	D15.555.LX.E27.FC1
Sauro 1100	11W LED E27	Black	D15.555.AX.T1K.FC1
Sauro 1100	11W LED E27	Grey	D15.555.LX.T1K.FC1

SAURO 800

Product	Lamp	Colour	Code
Sauro 800	10W LED GX53	Black	D15.554.AX.D1KCRB
Sauro 800	10W LED GX53	Grey	D15.554.LX.D1KCRB
Sauro 800	E27	Black	D15.554.AX.E27.FC1
Sauro 800	E27	Grey	D15.554.LX.E27.FC1
Sauro 800	11W LED E27	Black	D15.554.AX.T1K.FC1
Sauro 800	11W LED E27	Grey	D15.554.LX.T1K.FC1


SAURO 500

Product	Lamp	Colour	Code
Sauro 500	10W LED GX53	Black	D15.553.AX.D1KCRB
Sauro 500	10W LED GX53	Grey	D15.553.LX.D1KCRB
Sauro 500	E27	Black	D15.553.AX.E27.FC1
Sauro 500	E27	Grey	D15.553.LX.E27.FC1
Sauro 500	11W LED E27	Black	D15.553.AX.T1K.FC1
Sauro 500	11W LED E27	Grey	D15.553.LX.T1K.FC1

MIRELLA

Product	Lamp	Colour	Code
Mirella	10W LED GX53	Black	D15.505.AX.D1KCRB
Mirella	10W LED GX53	Grey	D15.505.LX.D1KCRB
Mirella	E27	Black	D15.505.AX.E27.FC1
Mirella	E27	Grey	D15.505.LX.E27.FC1
Mirella	11W LED E27	Black	D15.505.AX.T1K.FC1
Mirella	11W LED E27	Grey	D15.505.LX.T1K.FC1

Available Lamp Options:

LED Lamps 
LED E27

Power (W)
110/240 V
50/60 Hz **8.5W**

Luminous Flux
≤920LM

Colour Temp The E27 lamps included are CCT settable. Can be set as 2700K/4000K/6500K

Lifetime (Hours) 25000 Hours

LED lamps included with all LED fittings

Resin Body

BLACK (A) **WHITE (W)** **GREY (L)**

PMMA diffuser

OPAL (Y)



Products supplied as standard in component form. Technical LED lamp details on page 192.

8.5W E27 A60 LED

INDOOR & OUTDOOR USE

- -30 +80 °C
- 90% Humidity

VOLTAGE SURGE RESISTANT



Available in:



BLACK (A)

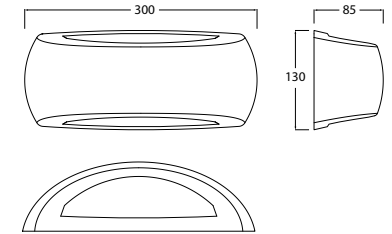


WHITE (W)



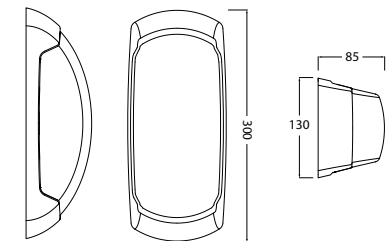
GREY (L)

ANTI-RUST
LIFETIME
GUARANTEE
AGAINST CORROSION
NO PAINTING
REQUIRED







FRANCY UP & DOWN

Product	Lamp	Colour	Code
Francy Up & Down	8.5W LED E27	Black	1A1.000.AYV1K
Francy Up & Down	8.5W LED E27	White	1A1.000.WYV1K
Francy Up & Down	8.5W LED E27	Grey	1A1.000.LYV1K



FRANCY - OPEN

Product	Lamp	Colour	Code
Francy Open	8.5W LED E27	Black	2A1.000.AYV1K
Francy Open	8.5W LED E27	White	2A1.000.WYV1K
Francy Open	8.5W LED E27	Grey	2A1.000.LYV1K

	Bertina lamps		Berta/Umberta lamps	
LED Lamps	 GX53 LED	 GX53 LED	 GX53 LED	 GX53 LED
Power (W) 110/240 V 50/60 Hz	7W	10W	11W	18W
Luminous Flux	≤975LM	≤1410LM	≤1470LM	≤2340LM

Colour Temp
The GX53 lamps included are CCT settable

Lifetime (Hours)
25000 Hours

LED lamps included with all LED fittings

Resin Body

BLACK (A) **WHITE (W)**

PMMA diffuser

OPAL (Y)



Products supplied as standard in component form.
Technical LED lamp details on page 186 & 188.



Available in:



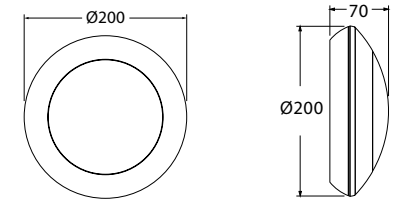
BLACK (A)



WHITE (W)

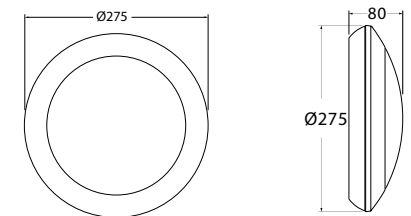
ANTI-RUST
LIFETIME
GUARANTEE
AGAINST CORROSION
NO PAINTING
REQUIRED

BERTINA



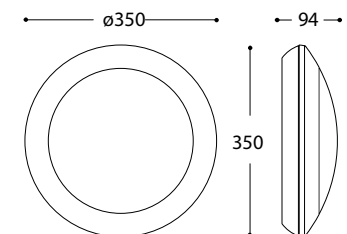
Product	Lamp	Colour	Code
Bertina	7W LED GX53	Black	1B1.000.AY.C1K
Bertina	7W LED GX53	White	1B1.000.WY.C1K
Bertina	10W LED GX53	Black	1B1.000.AY.D1K
Bertina	10W LED GX53	White	1B1.000.WY.D1K

BERTA



Product	Lamp	Colour	Code
Berta	11W LED GX53	Black	1B2.000.AY.B1K
Berta	11W LED GX53	White	1B2.000.WY.B1K
Berta	18W LED GX53	Black	1B2.000.AY.E1K
Berta	18W LED GX53	White	1B2.000.WY.E1K

UMBERTA



Product	Lamp	Colour	Code
Umberta	11W LED GX53	Black	1B3.000.AY.B1K
Umberta	11W LED GX53	White	1B3.000.WY.B1K
Umberta	18W LED GX53	Black	1B3.000.AY.E1K
Umberta	18W LED GX53	White	1B3.000.WY.E1K

Umberta fitting also available in Emergency & Motion Sensor options - please enquire for further details

Available Lamp Options:

- E27 Lampholder*
 - E27 Lampholder with Microwave Sensor*
- * Lamp not included

LED OPTIONS	LED Plate - Emergency	GX53 LED	GX53 LED
Power (W) 110/240 V 50/60 Hz	9W	11W	18W
Luminous Flux	1050LM	≤1470LM	≤2340LM
Colour Temp	4000K (white)	11W & 18W GX53 lamps are CCT settable - can be set as 2700K/4000K/6500K	

Lifetime (Hours) 25000 Hours

LED lamp included with all LED fittings

3 hours Emergency Version



Operating Voltage : 220 - 240V

Microwave Sensor

Not recommended for outdoor use, It's more sensitive than a PIR sensor



Detection Angle : 360°
Fields of Detection : Up to 6m
Sensor operating voltage : 220 - 240V

Resin Body

BLACK (A) WHITE (W)

PMMA diffuser

OPAL (Y)



Products supplied as standard in component form. Technical LED lamp details on page 188.

Available in:



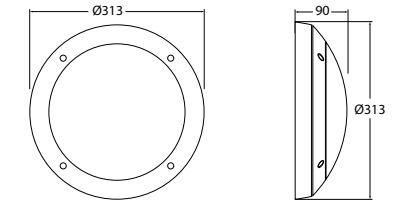
BLACK (A)



WHITE (W)

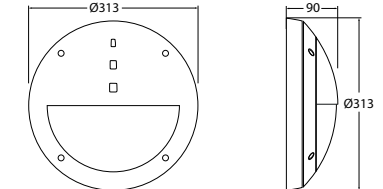


ANTI-RUST
LIFETIME GUARANTEE
AGAINST CORROSION
NO PAINTING REQUIRED



GELMI

Product	Lamp	Colour	Code
Gelmi	11W LED GX53	Black	1G3.000.AY.B1K
Gelmi	11W LED GX53	White	1G3.000.WY.B1K
Gelmi	18W LED GX53	Black	1G3.000.AY.E1K
Gelmi	18W LED GX53	White	1G3.000.WY.E1K
Gelmi	9W LED Emergency	Black	1G3.000.AY.L11EM
Gelmi	9W LED Emergency	White	1G3.000.WY.L11EM
Gelmi	E27	Black	1G3.000.AY.E27
Gelmi	E27	White	1G3.000.WY.E27
Gelmi	E27 Microwave Sensor	Black	1G3.000.AY.ES7
Gelmi	E27 Microwave Sensor	White	1G3.000.WY.ES7



GELMI-EL

Product	Lamp	Colour	Code
Gelmi-EL	11W LED GX53	Black	2G3.000.AY.B1K
Gelmi-EL	11W LED GX53	White	2G3.000.WY.B1K
Gelmi-EL	18W LED GX53	Black	2G3.000.AY.E1K
Gelmi-EL	18W LED GX53	White	2G3.000.WY.E1K
Gelmi-EL	9W LED Emergency	Black	2G3.000.AY.L11EM
Gelmi-EL	9W LED Emergency	White	2G3.000.WY.L11EM
Gelmi-EL	E27	Black	2G3.000.AY.E27
Gelmi-EL	E27	White	2G3.000.WY.E27
Gelmi-EL	E27 Microwave Sensor	Black	2G3.000.AY.ES7
Gelmi-EL	E27 Microwave Sensor	White	2G3.000.WY.ES7

Available Lamp Options:

- E27 Lampholder*
 - E27 Lampholder with Microwave Sensor*
- * Lamp not included

LED OPTIONS	LED Plate - Emergency	GX53 LED	GX53 LED
Power (W) 110/240 V 50/60 Hz	9W	11W	18W
Luminous Flux	1050LM	≤1470LM	≤2340LM
Colour Temp	4000K (white)	11W & 18W GX53 lamps are CCT settable - can be set as 2700K/4000K/6500K	

Lifetime (Hours) 25000 Hours

LED lamp included with all LED fittings

3 hours Emergency Version



Operating Voltage : 220 - 240V

Microwave Sensor

Not recommended for outdoor use, It's more sensitive than a PIR sensor



Detection Angle : 360°
Fields of Detection : Up to 6m
Sensor operating voltage : 220 - 240V

Resin Body

BLACK (A) WHITE (W)

PMMA diffuser

OPAL (Y)



Products supplied as standard in component form. Technical LED lamp details on page 188.


Available in:



BLACK (A)

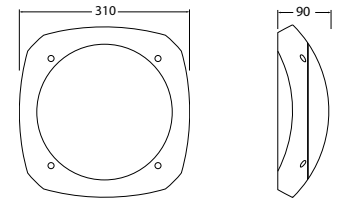


WHITE (W)



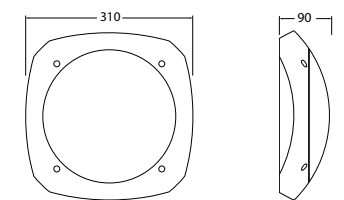
ANTI-RUST
LIFETIME GUARANTEE
AGAINST CORROSION
NO PAINTING REQUIRED

STUCCHI



Product	Lamp	Colour	Code
Stucchi	11W LED GX53	Black	1U3.000.AY.B1K
Stucchi	11W LED GX53	White	1U3.000.WY.B1K
Stucchi	18W LED GX53	Black	1U3.000.AY.E1K
Stucchi	18W LED GX53	White	1U3.000.WY.E1K
Stucchi	9W LED Emergency	Black	1U3.000.AY.L11EM
Stucchi	9W LED Emergency	White	1U3.000.WY.L11EM
Stucchi	E27	Black	1U3.000.AY.E27
Stucchi	E27	White	1U3.000.WY.E27
Stucchi	E27 Microwave Sensor	Black	1U3.000.AY.ES7
Stucchi	E27 Microwave Sensor	White	1U3.000.WY.ES7

STUCCHI CL BACKLIGHT



Product	Lamp	Colour	Code
Stucchi Cl Backlight	11W LED GX53	Black	1U3.000.AY.B1KCL1
Stucchi Cl Backlight	11W LED GX53	White	1U3.000.WY.B1KCL1
Stucchi Cl Backlight	18W LED GX53	Black	1U3.000.AY.E1KCL1
Stucchi Cl Backlight	18W LED GX53	White	1U3.000.WY.E1KCL1
Stucchi Cl Backlight	9W LED Emergency	Black	1U3.000.AY.L11CL1EM
Stucchi Cl Backlight	9W LED Emergency	White	1U3.000.WY.L11CL1EM
Stucchi Cl Backlight	E27	Black	1U3.000.AY.E27CL1
Stucchi Cl Backlight	E27	White	1U3.000.WY.E27CL1
Stucchi Cl Backlight	E27 Microwave Sensor	Black	1U3.000.AY.ES7CL1
Stucchi Cl Backlight	E27 Microwave Sensor	White	1U3.000.WY.ES7CL1

Available Lamp Options:

- E27 Lampholder*
 - E27 Lampholder with Microwave Sensor*
- * Lamp not included

LED OPTIONS	LED Plate - Emergency	GX53 LED	GX53 LED
Power (W) 110/240 V 50/60 Hz	9W	11W	18W
Luminous Flux	1050LM	≤1470LM	≤2340LM
Colour Temp	4000K (white)	11W & 18W GX53 lamps are CCT settable - can be set as 2700K/4000K/6500K	

Lifetime (Hours) 25000 Hours

LED lamp included with all LED fittings

3 hours Emergency Version



Operating Voltage : 220 - 240V

Microwave Sensor

Not recommended for outdoor use, It's more sensitive than a PIR sensor



Detection Angle : 360°
Fields of Detection : Up to 6m
Sensor operating voltage : 220 - 240V

Resin Body

BLACK (A) WHITE (W)

PMMA diffuser

OPAL (Y)



Products supplied as standard in component form. Technical LED lamp details on page 188.

Available in:

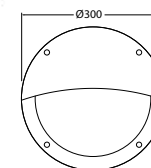
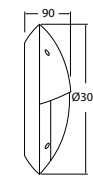
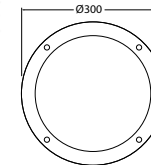
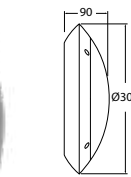


BLACK (A)



WHITE (W)

ANTI-RUST
LIFETIME GUARANTEE
AGAINST CORROSION
NO PAINTING
REQUIRED



LUCIA

Product	Lamp	Colour	Code
Lucia	11W LED GX53	Black	1R3.000.AY.B1K
Lucia	11W LED GX53	White	1R3.000.WY.B1K
Lucia	18W LED GX53	Black	1R3.000.AY.E1K
Lucia	18W LED GX53	White	1R3.000.WY.E1K
Lucia	9W LED Emergency	Black	1R3.000.AY.L11EM
Lucia	9W LED Emergency	White	1R3.000.WY.L11EM
Lucia	E27	Black	1R3.000.AY.E27
Lucia	E27	White	1R3.000.WY.E27
Lucia	E27 Microwave Sensor	Black	1R3.000.AY.E57
Lucia	E27 Microwave Sensor	White	1R3.000.WY.E57

LUCIA-EL

Product	Lamp	Colour	Code
Lucia-EL	11W LED GX53	Black	2R3.000.AY.B1K
Lucia-EL	11W LED GX53	White	2R3.000.WY.B1K
Lucia-EL	18W LED GX53	Black	2R3.000.AY.E1K
Lucia-EL	18W LED GX53	White	2R3.000.WY.E1K
Lucia-EL	9W LED Emergency	Black	2R3.000.AY.L11EM
Lucia-EL	9W LED Emergency	White	2R3.000.WY.L11EM
Lucia-EL	E27	Black	2R3.000.AY.E27
Lucia-EL	E27	White	2R3.000.WY.E27
Lucia-EL	E27 Microwave Sensor	Black	2R3.000.AY.E57
Lucia-EL	E27 Microwave Sensor	White	2R3.000.WY.E57

REMI ANGLED WALL BRACKET

Product	Colour	Code
Remi Bracket	Black	HA.602
Remi Bracket	White	HW.602

Bracket Code and Bulkhead Code required for complete fitting

Available Lamp Options:

- E27 Lampholder*
 - E27 Lampholder with Microwave Sensor*
- * Lamp not included

LED OPTIONS	LED Plate - Emergency	GX53 LED	GX53 LED
Power (W) 110/240 V 50/60 Hz	9W	11W	18W
Luminous Flux	1050LM	≤1470LM	≤2340LM
Colour Temp	4000K (white)	11W & 18W GX53 lamps are CCT settable - can be set as 2700K/4000K/6500K	

Lifetime (Hours) 25000 Hours

LED lamp included with all LED fittings

3 hours Emergency Version



Operating Voltage : 220 - 240V

Microwave Sensor

Not recommended for outdoor use, It's more sensitive than a PIR sensor



Detection Angle : 360°
Fields of Detection : Up to 6m
Sensor operating voltage : 220 - 240V

Resin Body



PMMA diffuser



Products supplied as standard in component form. Technical LED lamp details on page 188.

Available in:

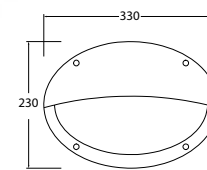
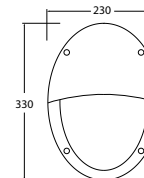
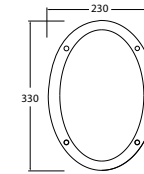



BLACK (A)



WHITE (W)

ANTI-RUST
LIFETIME GUARANTEE
AGAINST CORROSION
NO PAINTING
REQUIRED



MADDI

Product	Lamp	Colour	Code
Maddi	11W LED GX53	Black	1V3.000.AY.B1K
Maddi	11W LED GX53	White	1V3.000.WY.B1K
Maddi	18W LED GX53	Black	1V3.000.AY.E1K
Maddi	18W LED GX53	White	1V3.000.WY.E1K
Maddi	9W LED Emergency	Black	1V3.000.AY.L11EM
Maddi	9W LED Emergency	White	1V3.000.WY.L11EM
Maddi	E27	Black	1V3.000.AY.E27
Maddi	E27	White	1V3.000.WY.E27
Maddi	E27 Microwave Sensor	Black	1V3.000.AY.ES7
Maddi	E27 Microwave Sensor	White	1V3.000.WY.ES7

MADDI-VE

Product	Lamp	Colour	Code
Maddi-VE	11W LED GX53	Black	2V3.000.AY.B1K
Maddi-VE	11W LED GX53	White	2V3.000.WY.B1K
Maddi-VE	18W LED GX53	Black	2V3.000.AY.E1K
Maddi-VE	18W LED GX53	White	2V3.000.WY.E1K
Maddi-VE	9W LED Emergency	Black	2V3.000.AY.L11EM
Maddi-VE	9W LED Emergency	White	2V3.000.WY.L11EM
Maddi-VE	E27	Black	2V3.000.AY.E27
Maddi-VE	E27	White	2V3.000.WY.E27
Maddi-VE	E27 Microwave Sensor	Black	2V3.000.AY.ES7
Maddi-VE	E27 Microwave Sensor	White	2V3.000.WY.ES7

MADDI-HL

Product	Lamp	Colour	Code
Maddi-HL	11W LED GX53	Black	3V3.000.AY.B1K
Maddi-HL	11W LED GX53	White	3V3.000.WY.B1K
Maddi-HL	18W LED GX53	Black	3V3.000.AY.E1K
Maddi-HL	18W LED GX53	White	3V3.000.WY.E1K
Maddi-HL	9W LED Emergency	Black	3V3.000.AY.L11EM
Maddi-HL	9W LED Emergency	White	3V3.000.WY.L11EM
Maddi-HL	E27	Black	3V3.000.AY.E27
Maddi-HL	E27	White	3V3.000.WY.E27
Maddi-HL	E27 Microwave Sensor	Black	3V3.000.AY.ES7
Maddi-HL	E27 Microwave Sensor	White	3V3.000.WY.ES7



REMI ANGLED WALL BRACKET

Product	Colour	Code
Remi Bracket	Black	HA.602
Remi Bracket	White	HW.602

Bracket Code and Bulkhead Code required for complete fitting

Available Lamp Options:

- E27 Lampholder*
 - E27 Lampholder with Microwave Sensor*
- * Lamp not included

LED Options	 GX53 LED 2x7W	 GX53 LED 2x10W
Power (W)	14W	20W
110/240 V 50/60 Hz		
Luminous Flux	≤1950LM	≤2820LM
Colour Temp	The GX53 versions are CCT settable. Can be set to 3000K/4000K/6500K	
Lifetime (Hours)	25000 Hours	

LED lamps included with all LED fittings

Microwave Sensor

Not recommended for outdoor use,
It's more sensitive than a PIR sensor



Detection Angle **360°**
Fields of Detection **Up to 6m**
Sensor operating voltage **220 - 240V**

Resin Body

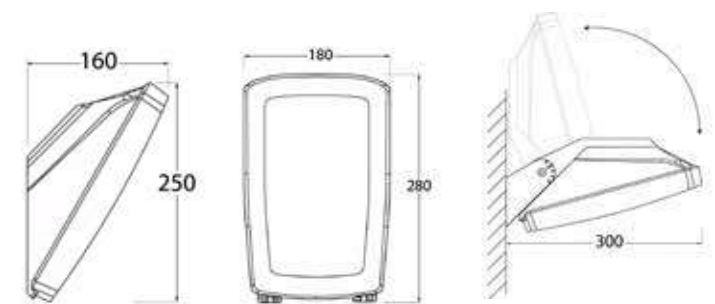
BLACK (A)

PMMA diffuser

OPAL (Y)



Products supplied as standard in component form.
Technical LED lamp details on page 186.





GERMANA GIOVA

Product	Lamp	Colour	Code
Germana Giova	14W LED GX53	Black	2N.1.702.AY.C2K
Germana Giova	20W LED GX53	Black	2N.1.702.AY.D2K
Germana Giova	E27	Black	2N.1.702.AY.P27
Germana Giova	E27 Sensor	Black	2N.1.702.AY.PS7

ANTI-RUST
LIFETIME
GUARANTEE
AGAINST CORROSION
NO PAINTING
REQUIRED

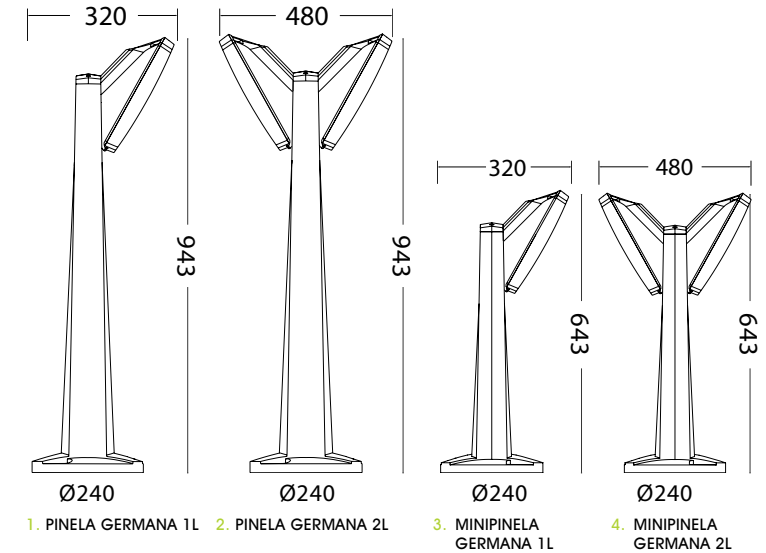


LED Lamps	 GX53 LED 2x7W	 GX53 LED 2x10W
Power (W) 110/240 V 50/60 Hz	14W	20W
Luminous Flux	≤1950LM	≤2820LM
Colour Temp	The GX53 versions are CCT settable. Can be set to 3000K/4000K/6500K	
Lifetime (Hours)	25000 Hours	
LED lamps included with all LED fittings		
Resin Body	BLACK (A)	
PMMA diffuser	OPAL (Y)	



Products supplied as standard in component form.
Technical LED lamp details on page 186.

ANTI-RUST
LIFETIME
GUARANTEE
AGAINST CORROSION
NO PAINTING
REQUIRED



1. PINELA GERMANA 1L

Product	Lamp	Colour	Code
Pinela 1L	14W LED GX53	Black	2N1.613.010.AY.C2K
Pinela 1L	20W LED GX53	Black	2N1.613.010.AY.D2K

2. PINELA GERMANA 2L

Product	Lamp	Colour	Code
Pinela 2L	2 x 14W LED GX53	Black	2N1.613.020.AY.C2K
Pinela 2L	2 x 20W LED GX53	Black	2N1.613.020.AY.D2K

3. MINIPINELA GERMANA 1L

Product	Lamp	Colour	Code
Minipinela 1L	14W LED GX53	Black	2N1.612.010.AY.C2K
Minipinela 1L	20W LED GX53	Black	2N1.612.010.AY.D2K

4. MINIPINELA GERMANA 2L

Product	Lamp	Colour	Code
Minipinela 2L	2 x 14W LED GX53	Black	2N1.612.020.AY.C2K
Minipinela 2L	2 x 20W LED GX53	Black	2N1.612.020.AY.D2K



LED Lamps	GX53 LED	GX53 LED	GX53 LED	GX53 LED
Power (W) 110/240 V 50/60 Hz	11W	18W	28W	40W
Luminous Flux	≤1470LM	≤2340LM	≤3900LM	≤5640LM

Colour Temp The GX53 lamps included are CCT settable

Lifetime (Hours) 25000 Hours

LED lamps included with all LED fittings

Microwave Sensor
Not recommended for outdoor use,
It's more sensitive than a PIR sensor

Detection Angle **360°**
Fields of Detection **Up to 6m**
Sensor operating voltage **220 - 240V**

Resin Body

BLACK (A)

PMMA diffuser

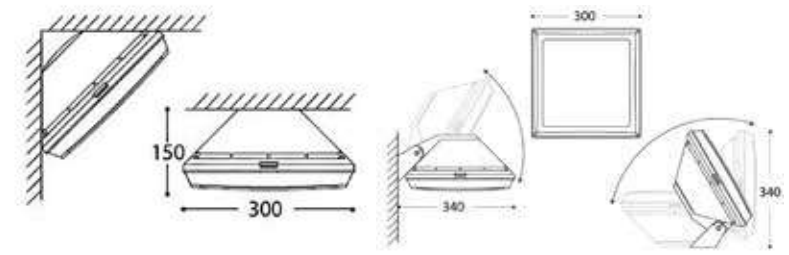
OPAL (Y)



Products supplied as standard in component form.
Technical LED lamp details on page 186 & 188.



ANTI-RUST
LIFETIME
GUARANTEE
AGAINST CORROSION
NO PAINTING
REQUIRED



GIUSEPPE GIOVA

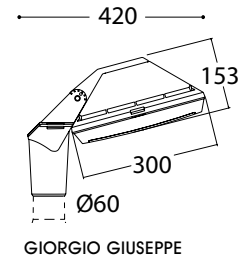
Product	Lamp	Colour	Code
Giuseppe Giova	11W LED GX53	Black	4P1.702.AY.B1K
Giuseppe Giova	11W LED GX53 Microwave Sensor	Black	4P1.702.AY.BSK
Giuseppe Giova	18W LED GX53	Black	4P1.702.AY.E1K
Giuseppe Giova	18W LED GX53 Microwave Sensor	Black	4P1.702.AY.ESK
Giuseppe Giova	28W LED GX53	Black	4P2.702.AY.C4K
Giuseppe Giova	40W LED GX53	Black	4P2.702.AY.D4K

LED Lamps	GX53 LED 4x7W	GX53 LED 4x10W
Power (W) 110/240 V 50/60 Hz	28W	40W
Luminous Flux	≤3900LM	≤5640LM
Colour Temp	3000K or 4000K	
Lifetime (Hours)	25000 Hours	
LED lamps included with all LED fittings		
Resin Body	<input checked="" type="radio"/> BLACK (A)	
PMMA diffuser	<input type="radio"/> OPAL (Y)	

Technical LED lamp details on page 186.

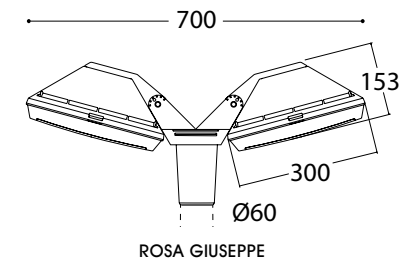


ANTI-RUST
LIFETIME
GUARANTEE
AGAINST CORROSION
NO PAINTING
REQUIRED



GIORGIO GIUSEPPE SINGLE HEAD ONLY










Product	Lamp	Colour	3000K	4000K
Giorgio Giuseppe	28W LED GX53	Black	4P2.000.G10.AY.C4K.MR	4P2.000.G10.AY.C4K.ML
Giorgio Giuseppe	40W LED GX53	Black	4P2.000.G10.AY.D4K.MR	4P2.000.G10.AY.D4K.ML
Adaptor below for mounting head onto an existing 76mm spigot post:				
Internal Adaptor for 76mm column - 60mm Spigot		Galvanised	ASB-AD6360G	



ROSA GIUSEPPE TWIN HEAD ONLY

Product	Lamp	Colour	3000K	4000K
Rosa Giuseppe	2 x 28W LED GX53	Black	4P2.000.G20.AY.C4K.MR	4P2.000.G20.AY.C4K.ML
Rosa Giuseppe	2 x 40W LED GX53	Black	4P2.000.G20.AY.D4K.MR	4P2.000.G20.AY.D4K.ML
Adaptor below for mounting head onto an existing 76mm spigot post:				
Internal Adaptor for 76mm column - 60mm Spigot		Galvanised	ASB-AD6360G	

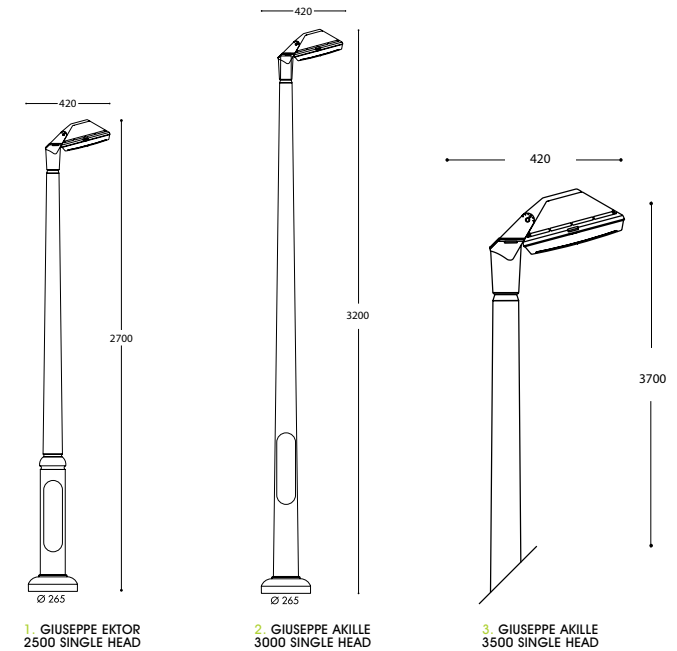
The products above come fully assembled with flex

LED Lamps	 GX53 LED 4x7W	 GX53 LED 4x10W
Power (W) 110/240 V 50/60 Hz	28W	40W
Luminous Flux	≤3900LM	≤5640LM
Colour Temp	4000K (white)	
Lifetime (Hours)	25000 Hours	
LED lamps included with all LED fittings		
Resin Body	BLACK (A)	
PMMA diffuser	OPAL (Y)	
   		
  		

Technical LED lamp details on page 186.



ANTI-RUST
LIFETIME
GUARANTEE
AGAINST CORROSION
NO PAINTING
REQUIRED



1. GIUSEPPE EKTOR 2500 SINGLE HEAD

Product	Lamp	Colour	3000K	4000K
Giuseppe Ektor 2500 Single Head	28W LED GX53	Black	4P2.362.G10.AY.C4K.MR	4P2.362.G10.AY.C4K.ML
Giuseppe Ektor 2500 Single Head	40W LED GX53	Black	4P2.362.G10.AY.D4K.MR	4P2.362.G10.AY.D4K.ML









2. GIUSEPPE AKILLE 3000 SINGLE HEAD

Product	Lamp	Colour	3000K	4000K
Giuseppe Akille 3000 Single Head	28W LED GX53	Black	4P2.415.G10.AY.C4K.MR	4P2.415.G10.AY.C4K.ML
Giuseppe Akille 3000 Single Head	40W LED GX53	Black	4P2.415.G10.AY.D4K.MR	4P2.415.G10.AY.D4K.ML

3. GIUSEPPE AKILLE 3500 SINGLE HEAD

Product	Lamp	Colour	3000K	4000K
Giuseppe Akille 3500 Single Head	28W LED GX53	Black	4P2.418.G10.AY.C4K.MR	4P2.418.G10.AY.C4K.ML
Giuseppe Akille 3500 Single Head	40W LED GX53	Black	4P2.418.G10.AY.D4K.MR	4P2.418.G10.AY.D4K.ML

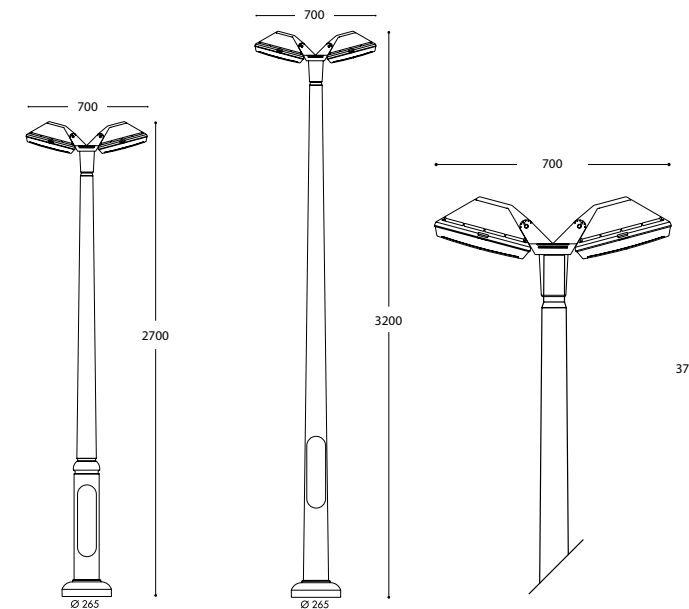
The products above come fully assembled with flex (Post Top and Post packed separately)

LED Lamps		
	GX53 LED 4x7W	GX53 LED 4x10W
Power (W) 110/240 V 50/60 Hz	28W	40W
Luminous Flux	≤3900LM	≤5640LM
Colour Temp	4000K (white)	
Lifetime (Hours)	25000 Hours	
LED lamps included with all LED fittings		
Resin Body	BLACK (A)	
PMMA diffuser	OPAL (Y)	
     		

Technical LED lamp details on page 186.



ANTI-RUST
LIFETIME
GUARANTEE
AGAINST CORROSION
NO PAINTING
REQUIRED



1. GIUSEPPE EKTOR
2500 TWIN HEAD

2. GIUSEPPE AKILLE
3000 TWIN HEAD

3. GIUSEPPE AKILLE
3500 TWIN HEAD

1. GIUSEPPE EKTOR 2500 TWIN HEAD

Product	Lamp	Colour	3000K	4000K
Giuseppe Ektor 2500 Twin Head	2 x 28W LED GX53	Black	4P2.362.G20.AY.C4K.MR	4P2.362.G20.AY.C4K.ML
Giuseppe Ektor 2500 Twin Head	2 x 40W LED GX53	Black	4P2.362.G20.AY.D4K.MR	4P2.362.G20.AY.D4K.ML

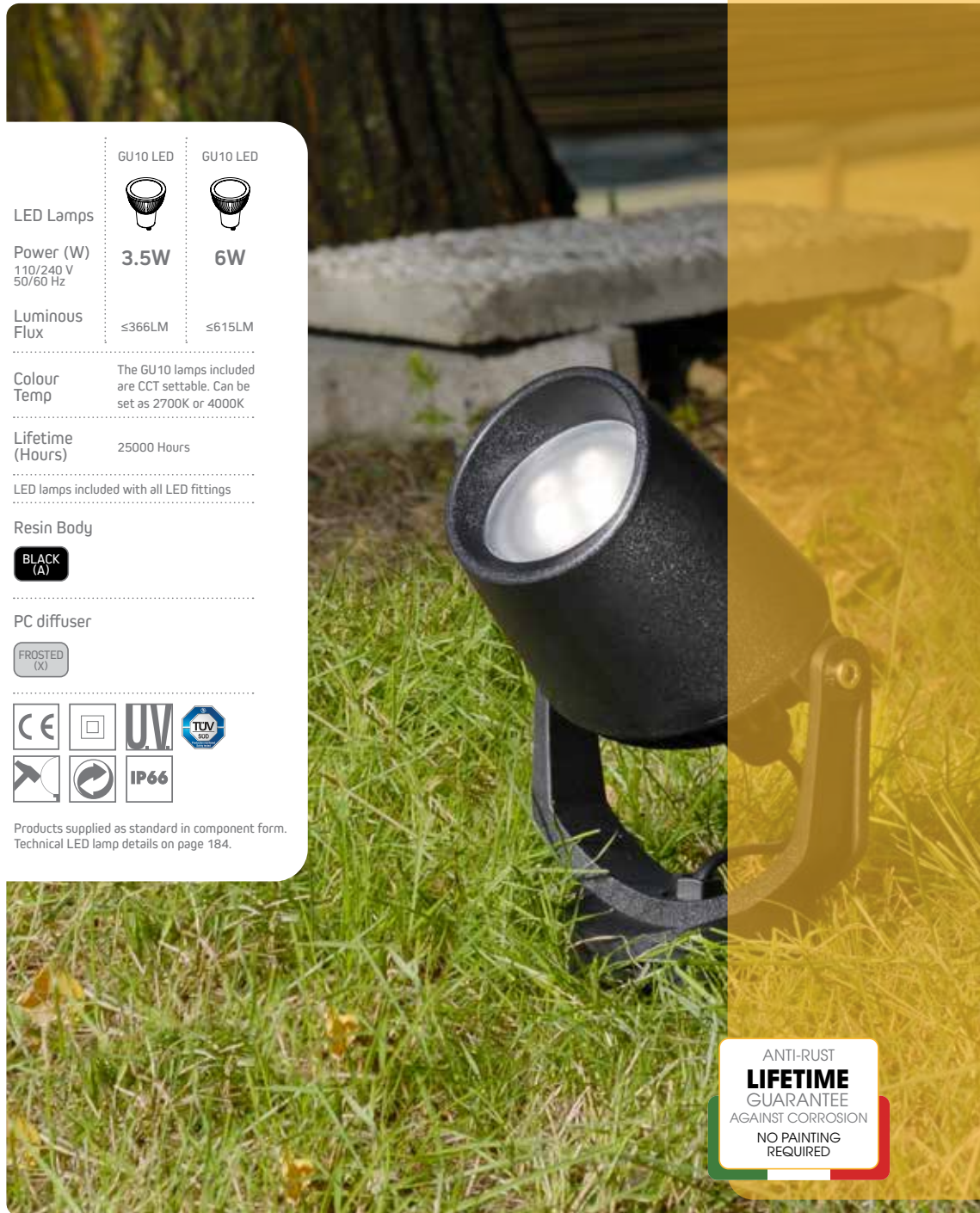
2. GIUSEPPE AKILLE 3000 TWIN HEAD

Product	Lamp	Colour	3000K	4000K
Giuseppe Akille 3000 Twin Head	2 x 28W LED GX53	Black	4P2.415.G20.AY.C4K.MR	4P2.415.G20.AY.C4K.ML
Giuseppe Akille 3000 Twin Head	2 x 40W LED GX53	Black	4P2.415.G20.AY.D4K.MR	4P2.415.G20.AY.D4K.ML

3. GIUSEPPE AKILLE 3500 TWIN HEAD

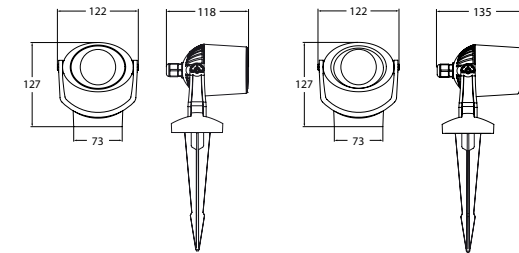
Product	Lamp	Colour	3000K	4000K
Giuseppe Akille 3500 Twin Head	2 x 28W LED GX53	Black	4P2.418.G20.AY.C4K.MR	4P2.418.G20.AY.C4K.ML
Giuseppe Akille 3500 Twin Head	2 x 40W LED GX53	Black	4P2.418.G20.AY.D4K.MR	4P2.418.G20.AY.D4K.ML

The products above come fully assembled with flex (Post Top and Post packed separately)



	GU10 LED	GU10 LED
LED Lamps		
Power (W) 110/240 V 50/60 Hz	3.5W	6W
Luminous Flux	≤366LM	≤615LM
Colour Temp	The GU10 lamps included are CCT settable. Can be set as 2700K or 4000K	
Lifetime (Hours)	25000 Hours	
LED lamps included with all LED fittings		
Resin Body	<input checked="" type="checkbox"/> BLACK (A)	
PC diffuser	<input checked="" type="checkbox"/> FROSTED (X)	
Products supplied as standard in component form. Technical LED lamp details on page 184.		

ANTI-RUST
LIFETIME
GUARANTEE
AGAINST CORROSION
NO PAINTING
REQUIRED



1. MINITOMMY



2. MINITOMMY-EL

1. MINITOMMY

Product	Lamp	Colour	2700K	4000K
MiniTommy Wall	3.5W LED GU10	Black	1M1.000.AX.U1K (CCT)	
MiniTommy Wall with 2m flex	3.5W LED GU10	Black	1M1.000.AX.U1K.CR	1M1.000.AX.U1K.CL
MiniTommy Spike	3.5W LED GU10	Black	1M1.001.AX.U1K (CCT)	
MiniTommy Spike with 2m flex	3.5W LED GU10	Black	1M1.001.AX.U1K.CR	1M1.001.AX.U1K.CL
MiniTommy Wall	6W LED GU10	Black	1M1.000.AX.L1K (CCT)	
MiniTommy Wall with 2m flex	6W LED GU10	Black	1M1.000.AX.L1K.CR	1M1.000.AX.L1K.CL
MiniTommy Spike	6W LED GU10	Black	1M1.001.AX.L1K (CCT)	
MiniTommy Spike with 2m flex	6W LED GU10	Black	1M1.001.AX.L1K.CR	1M1.001.AX.L1K.CL

2. MINITOMMY-EL

Product	Lamp	Colour	2700K	4000K
MiniTommy-EL Wall	3.5W LED GU10	Black	1M2.000.AX.U1K (CCT)	
MiniTommy-EL Wall with 2m flex	3.5W LED GU10	Black	1M2.000.AX.U1K.CR	1M2.000.AX.U1K.CL
MiniTommy-EL Spike	3.5W LED GU10	Black	1M2.001.AX.U1K (CCT)	
MiniTommy-EL Spike with 2m flex	3.5W LED GU10	Black	1M2.001.AX.U1K.CR	1M2.001.AX.U1K.CL
MiniTommy-EL Wall	6W LED GU10	Black	1M2.000.AX.L1K (CCT)	
MiniTommy-EL Wall with 2m flex	6W LED GU10	Black	1M2.000.AX.L1K.CR	1M2.000.AX.L1K.CL
MiniTommy-EL Spike	6W LED GU10	Black	1M2.001.AX.L1K (CCT)	
MiniTommy-EL Spike with 2m flex	6W LED GU10	Black	1M2.001.AX.L1K.CR	1M2.001.AX.L1K.CL

	GU10 LED	GU10 LED
LED Lamps		
Power (W) 110/240 V 50/60 Hz	3.5W	6W
Luminous Flux	≤366LM	≤615LM
Colour Temp	The GU10 lamps included are CCT settable. Can be set as 2700K or 4000K	

Lifetime (Hours) 25000 Hours

LED lamps included with all LED fittings

Resin Body

BLACK (A)

PC diffuser

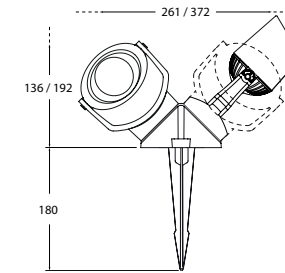
FROSTED (X)



Products supplied as standard in component form. Technical LED lamp details on page 184.



ANTI-RUST
LIFETIME
GUARANTEE
AGAINST CORROSION
NO PAINTING
REQUIRED



1. MINITOMMY-EL TWIN

1. MINITOMMY-EL TWIN

Product	Lamp	Colour	2700K	4000K
MiniTommy-EL Twin Wall	2 x 3.5W LED GU10	Black	3M2.000.AX.U2K (CCT)	
MiniTommy-EL Twin Wall with 2m flex	2 x 3.5W LED GU10	Black	3M2.000.AX.U2K.CR	3M2.000.AX.U2K.CL
MiniTommy-EL Twin Spike	2 x 3.5W LED GU10	Black	3M2.001.AX.U2K (CCT)	
MiniTommy-EL Twin Spike with 2m flex	2 x 3.5W LED GU10	Black	3M2.001.AX.U2K.CR	3M2.001.AX.U2K.CL
MiniTommy-EL Twin Wall	2 x 6W LED GU10	Black	3M2.000.AX.L2K (CCT)	
MiniTommy-EL Twin Wall with 2m flex	2 x 6W LED GU10	Black	3M2.000.AX.L2K.CR	3M2.000.AX.L2K.CL
MiniTommy-EL Twin Spike	2 x 6W LED GU10	Black	3M2.001.AX.L2K (CCT)	
MiniTommy-EL Twin Spike with 2m flex	2 x 6W LED GU10	Black	3M2.001.AX.L2K.CR	3M2.001.AX.L2K.CL

MINITOMMY COLOURED DIFFUSER

Product	Colour	Code
MiniTommy Coloured Diffuser	Green	HN.1M.GLA
MiniTommy Coloured Diffuser	Orange	HR.1M.GLA
MiniTommy Coloured Diffuser	Blue	HU.1M.GLA

These are to be ordered in addition to the frosted lens fittings above - please order 2 quant for Twin Fitting



LED Lamps:



Power (W)
110/240 V
50/60 Hz

7W **10W**

Luminous Flux

≤975LM ≤1410LM

Colour Temp
The GX53 lamps included are CCT settable. Can be set to 3000K/4000K/6500K

Lifetime (Hours)
25000 Hours

LED lamps included with all LED fittings

Resin Body

BLACK (A)

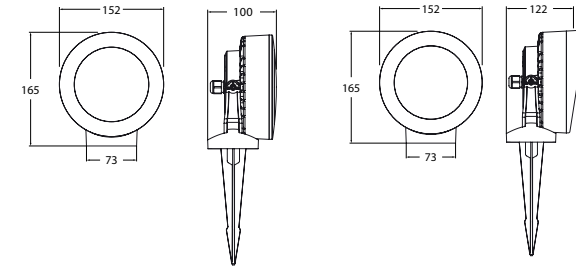
PC diffuser

FROSTED (X)



Products supplied as standard in component form. Technical LED lamp details on page 186.

ANTI-RUST
LIFETIME
GUARANTEE
AGAINST CORROSION
NO PAINTING
REQUIRED



1. TOMMY

2. TOMMY-EL

1. TOMMY

Product	Lamp	Colour	3000K	4000K
Tommy Wall	7W LED GX53	Black	2M1.000.AX.C1K (CCT)	
Tommy Wall with 2m flex	7W LED GX53	Black	2M1.000.AX.C1K.CR	2M1.000.AX.C1K.CL
Tommy Wall	10W LED GX53	Black	2M1.000.AX.D1K (CCT)	
Tommy Wall with 2m flex	10W LED GX53	Black	2M1.000.AX.D1K.CR	2M1.000.AX.D1K.CL
Tommy Spike	7W LED GX53	Black	2M1.001.AX.C1K (CCT)	
Tommy Spike with 2m flex	7W LED GX53	Black	2M1.001.AX.C1K.CR	2M1.001.AX.C1K.CL
Tommy Spike	10W LED GX53	Black	2M1.001.AX.D1K (CCT)	
Tommy Spike with 2m flex	10W LED GX53	Black	2M1.001.AX.D1K.CR	2M1.001.AX.D1K.CL

2. TOMMY-EL

Product	Lamp	Colour	3000K	4000K
Tommy-EL Wall	7W LED GX53	Black	2M2.000.AX.C1K (CCT)	
Tommy-EL Wall with 2m flex	7W LED GX53	Black	2M2.000.AX.C1K.CR	2M2.000.AX.C1K.CL
Tommy-EL Wall	10W LED GX53	Black	2M2.000.AX.D1K (CCT)	
Tommy-EL Wall with 2m flex	10W LED GX53	Black	2M2.000.AX.D1K.CR	2M2.000.AX.D1K.CL
Tommy-EL Spike	7W LED GX53	Black	2M2.001.AX.C1K (CCT)	
Tommy-EL Spike with 2m flex	7W LED GX53	Black	2M2.001.AX.C1K.CR	2M2.001.AX.C1K.CL
Tommy-EL Spike	10W LED GX53	Black	2M2.001.AX.D1K (CCT)	
Tommy-EL Spike with 2m flex	10W LED GX53	Black	2M2.001.AX.D1K.CR	2M2.001.AX.D1K.CL



LED Lamps: GX53 LED GX53 LED

Power (W): 110/240 V 50/60 Hz **7W 10W**

Luminous Flux: ≤975LM ≤1410LM

Colour Temp: The GX53 lamps included are CCT settable. Can be set to 3000K/4000K/6500K

Lifetime (Hours): 25000 Hours

LED lamps included with all LED fittings

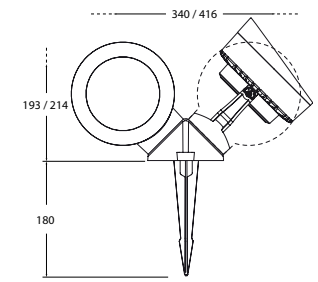
Resin Body: BLACK (A)

PC diffuser: FROSTED (X)

CE, UV, TUV SUD, IP66

Products supplied as standard in component form. Technical LED lamp details on page 186.

ANTI-RUST
LIFETIME
GUARANTEE
AGAINST CORROSION
NO PAINTING
REQUIRED



1. TOMMY-EL TWIN

1. TOMMY-EL TWIN

Product	Lamp	Colour	3000K	4000K
Tommy-EL Twin Wall	2 x 7W LED GX53	Black	4M2.000.AX.C2K (CCT)	
Tommy-EL Twin Wall with 2m flex	2 x 7W LED GX53	Black	4M2.000.AX.C2K.CR	4M2.000.AX.C2K.CL
Tommy-EL Twin Wall	2 x 10W LED GX53	Black	4M2.000.AX.D2K (CCT)	
Tommy-EL Twin Wall with 2m flex	2 x 10W LED GX53	Black	4M2.000.AX.D2K.CR	4M2.000.AX.D2K.CL
Tommy-EL Twin Spike	2 x 7W LED GX53	Black	4M2.001.AX.C2K (CCT)	
Tommy-EL Twin Spike with 2m flex	2 x 7W LED GX53	Black	4M2.001.AX.C2K.CR	4M2.001.AX.C2K.CL
Tommy-EL Twin Spike	2 x 10W LED GX53	Black	4M2.001.AX.D2K (CCT)	
Tommy-EL Twin Spike with 2m flex	2 x 10W LED GX53	Black	4M2.001.AX.D2K.CR	4M2.001.AX.D2K.CL



TOMMY COLOURED DIFFUSER

Product	Colour	Code
Tommy Coloured Diffuser	Green	HN.2M.GLA
Tommy Coloured Diffuser	Orange	HR.2M.GLA
Tommy Coloured Diffuser	Blue	HU.2M.GLA

These are to be ordered in addition to the frosted lens fittings above - please order 2 quant for Twin Fitting

NEW

Available in:



BLACK (A)




WHITE (W)



GREY (L)



ANTI-RUST
LIFETIME
GUARANTEE
AGAINST CORROSION
NO PAINTING
REQUIRED

LED Lamps  G9 LED
Power (W) **1.7W**
110/240 V
50/60 Hz

Luminous Flux **150LM**

Colour Temp 3000K (warm white)
4000K (white)

Lifetime (Hours) **15000 Hours**

LED lamps included with all LED fittings

Resin Body

BLACK (A) WHITE (W) GREY (L)

PC diffuser

FROSTED (X)



Products supplied as standard in component form.
Technical LED lamp details on page 182.

TERESA 50



Product	Lamp	Colour	3000K	4000K
Teresa	1.7W G9 LED	Black	2L0.000.AX.Z1R	2L0.000.AX.Z1L
Teresa	1.7W G9 LED	White	2L0.000.WX.Z1R	2L0.000.WX.Z1L
Teresa	1.7W G9 LED	Grey	2L0.000.LX.Z1R	2L0.000.LX.Z1L

TERESA 50 1L



Product	Lamp	Colour	3000K	4000K
Teresa 1L	1.7W G9 LED	Black	2L1.000.AX.Z1R	2L1.000.AX.Z1L
Teresa 1L	1.7W G9 LED	White	2L1.000.WX.Z1R	2L1.000.WX.Z1L
Teresa 1L	1.7W G9 LED	Grey	2L1.000.LX.Z1R	2L1.000.LX.Z1L

TERESA 50 2L



Product	Lamp	Colour	3000K	4000K
Teresa 2L	1.7W G9 LED	Black	2L2.000.AX.Z1R	2L2.000.AX.Z1L
Teresa 2L	1.7W G9 LED	White	2L2.000.WX.Z1R	2L2.000.WX.Z1L
Teresa 2L	1.7W G9 LED	Grey	2L2.000.LX.Z1R	2L2.000.LX.Z1L

TERESA 50 SQUARE



Product	Lamp	Colour	3000K	4000K
Teresa Square	1.7W G9 LED	Black	2L4.000.AX.Z1R	2L4.000.AX.Z1L
Teresa Square	1.7W G9 LED	White	2L4.000.WX.Z1R	2L4.000.WX.Z1L
Teresa Square	1.7W G9 LED	Grey	2L4.000.LX.Z1R	2L4.000.LX.Z1L

TERESA 50 COLOURED DIFFUSER

Product	Colour	Code
Teresa Coloured Diffuser	Green	HN.1L.GLA
Teresa Coloured Diffuser	Orange	HR.1L.GLA
Teresa Coloured Diffuser	Blue	HU.1L.GLA

These are to be ordered in addition to the frosted lens fittings above

NEW

Available in:



BLACK (A)



WHITE (W)



GREY (L)



ALDO

Product	Lamp	Colour	3000K	4000K
Aldo	1.7W G9 LED	Black	1L0.000.AX.Z1R	1L0.000.AX.Z1L
Aldo	1.7W G9 LED	White	1L0.000.WX.Z1R	1L0.000.WX.Z1L
Aldo	1.7W G9 LED	Grey	1L0.000.LX.Z1R	1L0.000.LX.Z1L

ALDO 1L

Product	Lamp	Colour	3000K	4000K
Aldo 1L	1.7W G9 LED	Black	1L1.000.AX.Z1R	1L1.000.AX.Z1L
Aldo 1L	1.7W G9 LED	White	1L1.000.WX.Z1R	1L1.000.WX.Z1L
Aldo 1L	1.7W G9 LED	Grey	1L1.000.LX.Z1R	1L1.000.LX.Z1L

ALDO 2L

Product	Lamp	Colour	3000K	4000K
Aldo 2L	1.7W G9 LED	Black	1L2.000.AX.Z1R	1L2.000.AX.Z1L
Aldo 2L	1.7W G9 LED	White	1L2.000.WX.Z1R	1L2.000.WX.Z1L
Aldo 2L	1.7W G9 LED	Grey	1L2.000.LX.Z1R	1L2.000.LX.Z1L

ALDO SQUARE

Product	Lamp	Colour	3000K	4000K
Aldo Square	1.7W G9 LED	Black	1L4.000.AX.Z1R	1L4.000.AX.Z1L
Aldo Square	1.7W G9 LED	White	1L4.000.WX.Z1R	1L4.000.WX.Z1L
Aldo Square	1.7W G9 LED	Grey	1L4.000.LX.Z1R	1L4.000.LX.Z1L

ALDO COLOURED DIFFUSER

Product	Colour	Code
Aldo Coloured Diffuser	Green	HN.1L.GLA
Aldo Coloured Diffuser	Orange	HR.1L.GLA
Aldo Coloured Diffuser	Blue	HU.1L.GLA

These are to be ordered in addition to the frosted lens fittings above

LED Lamps G9 LED

Power (W) 1.7W
110/240 V
50/60 Hz

Luminous Flux 150LM

Colour Temp 3000K (warm white)
4000K (white)

Lifetime (Hours) 15000 Hours

LED lamps included with all LED fittings

Resin Body

BLACK (A) WHITE (W) GREY (L)

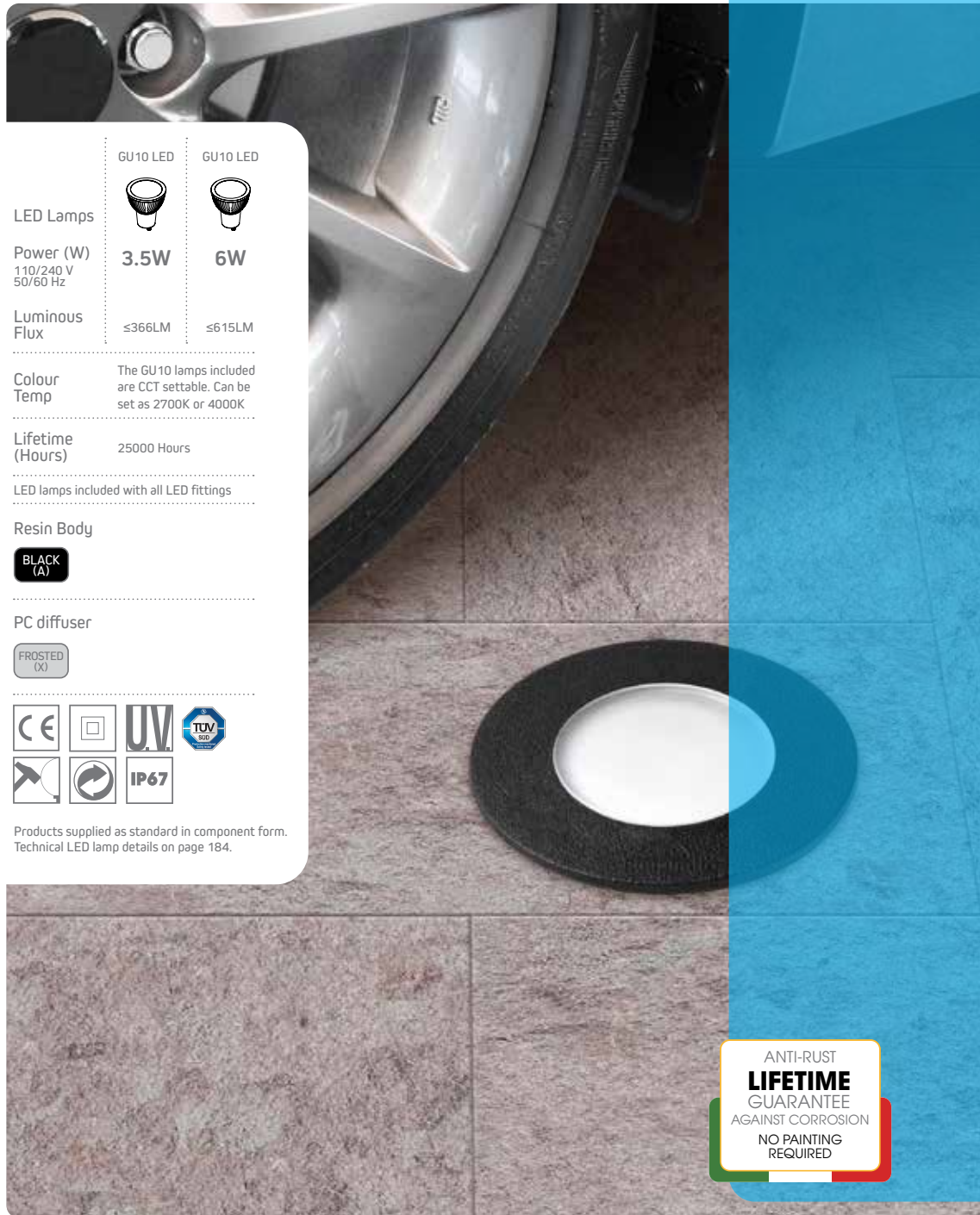
PC diffuser

FROSTED (X)



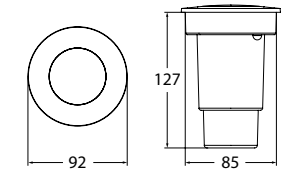

Products supplied as standard in component form.
Technical LED lamp details on page 182.

ANTI-RUST
LIFETIME
GUARANTEE
AGAINST CORROSION
NO PAINTING
REQUIRED



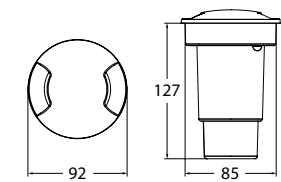
	GU10 LED	GU10 LED
LED Lamps		
Power (W) 110/240 V 50/60 Hz	3.5W	6W
Luminous Flux	≤366LM	≤615LM
Colour Temp	The GU10 lamps included are CCT settable. Can be set as 2700K or 4000K	
Lifetime (Hours)	25000 Hours	
LED lamps included with all LED fittings		
Resin Body	BLACK (A)	
PC diffuser	FROSTED (X)	
Products supplied as standard in component form. Technical LED lamp details on page 184.		

ANTI-RUST
LIFETIME
GUARANTEE
AGAINST CORROSION
NO PAINTING
REQUIRED



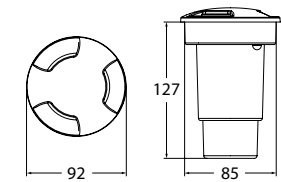
CECI 90

Product	Lamp	Colour	Code
Ceci 90	3.5W LED GU10	Black	1F1.000.AX.U1K
Ceci 90	6W LED GU10	Black	1F1.000.AX.L1K



CECI 90-2L

Product	Lamp	Colour	Code
Ceci 90-2L	3.5W LED GU10	Black	1F2.000.AX.U1K
Ceci 90-2L	6W LED GU10	Black	1F2.000.AX.L1K



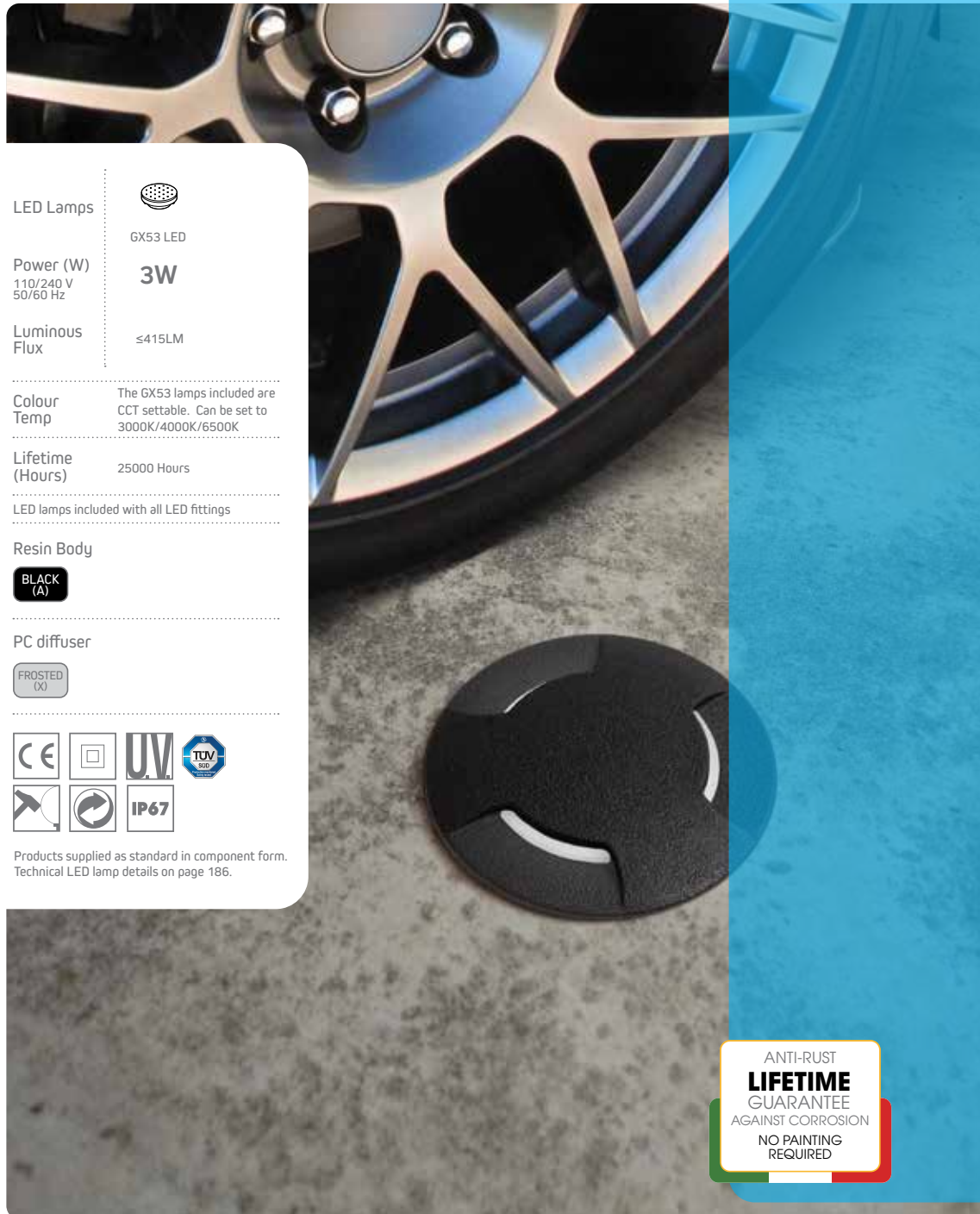
CECI 90-3L


Product	Lamp	Colour	Code
Ceci 90-3L	3.5W LED GU10	Black	1F3.000.AX.U1K
Ceci 90-3L	6W LED GU10	Black	1F3.000.AX.L1K

CECI 90 COLOURED DIFFUSER

Product	Colour	Code
Ceci 90 Coloured Diffuser	Green	HN.1M.GLA
Ceci 90 Coloured Diffuser	Orange	HR.1M.GLA
Ceci 90 Coloured Diffuser	Blue	HU.1M.GLA

These are to be ordered in addition to the frosted lens fittings above



LED Lamps 
GX53 LED
Power (W) **3W**
110/240 V
50/60 Hz
Luminous Flux ≤415LM

Colour Temp
The GX53 lamps included are CCT settable. Can be set to 3000K/4000K/6500K

Lifetime (Hours) 25000 Hours

LED lamps included with all LED fittings

Resin Body

BLACK (A)

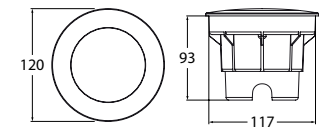
PC diffuser

FROSTED (X)



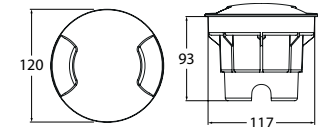
Products supplied as standard in component form. Technical LED lamp details on page 186.

ANTI-RUST
LIFETIME
GUARANTEE
AGAINST CORROSION
NO PAINTING
REQUIRED



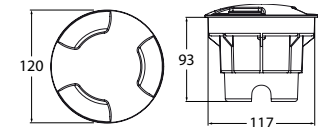
CECI 120

Product	Lamp	Colour	Code
Ceci 120	3W LED GX53	Black	2F1.000.AX.G1K



CECI 120-2L

Product	Lamp	Colour	Code
Ceci 120-2L	3W LED GX53	Black	2F2.000.AX.G1K



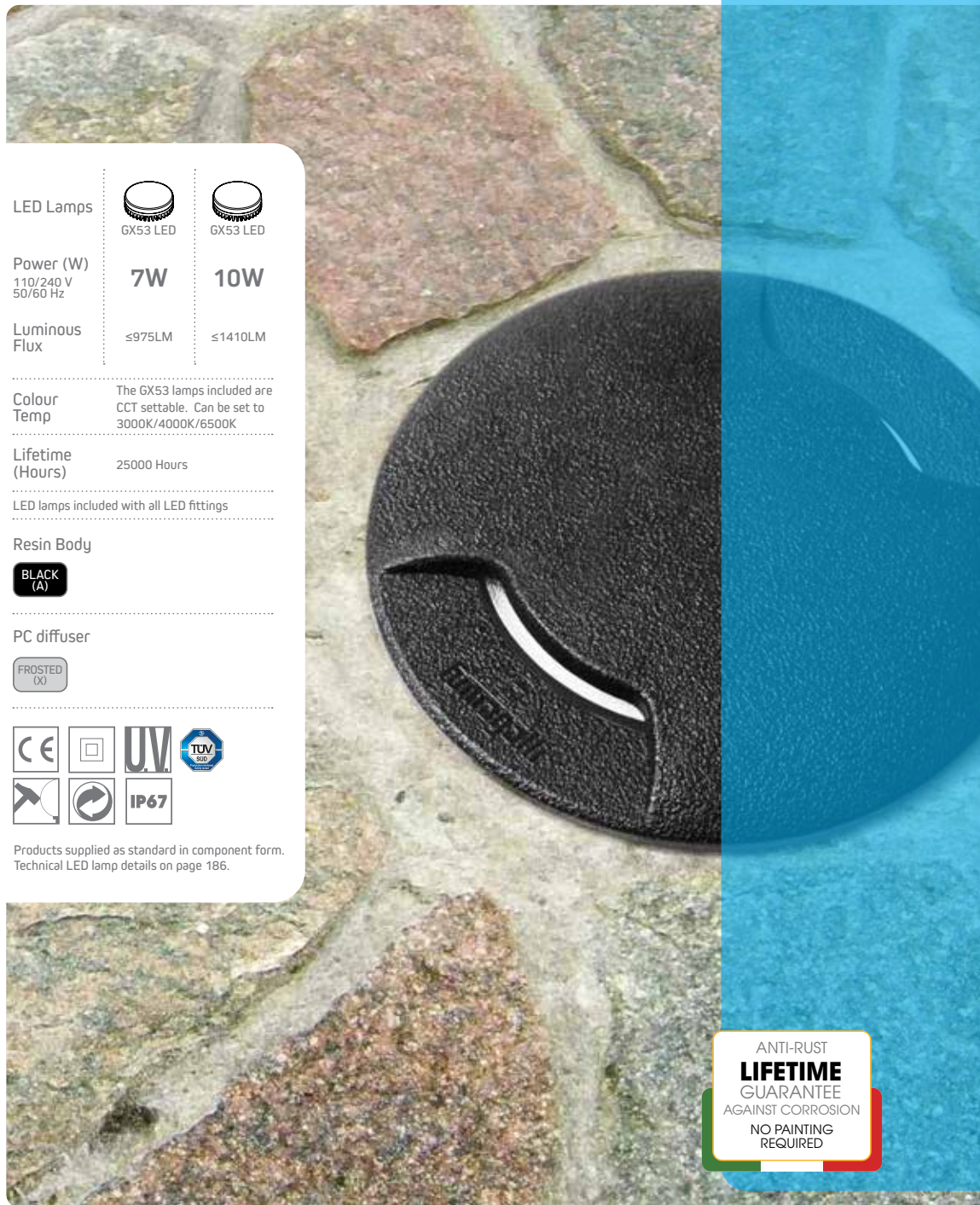
CECI 120-3L



Product	Lamp	Colour	Code
Ceci 120-3L	3W LED GX53	Black	2F3.000.AX.G1K

CECI 120 COLOURED DIFFUSER

Product	Colour	Code
Ceci 120 Coloured Diffuser	Green	HN.2F.GLA
Ceci 120 Coloured Diffuser	Orange	HR.2F.GLA
Ceci 120 Coloured Diffuser	Blue	HU.2F.GLA

These are to be ordered in addition to the frosted lens fittings above



LED Lamps		
	GX53 LED	GX53 LED
Power (W) 110/240 V 50/60 Hz	7W	10W
Luminous Flux	≤975LM	≤1410LM

Colour Temp
The GX53 lamps included are CCT settable. Can be set to 3000K/4000K/6500K

Lifetime (Hours)
25000 Hours

LED lamps included with all LED fittings

Resin Body

BLACK (A)

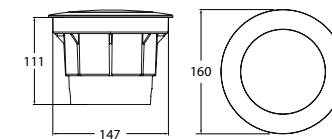
PC diffuser

FROSTED (X)



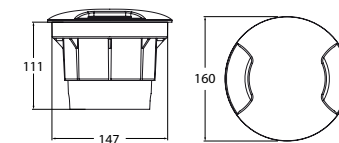
Products supplied as standard in component form. Technical LED lamp details on page 186.

ANTI-RUST
LIFETIME
GUARANTEE
AGAINST CORROSION
NO PAINTING
REQUIRED



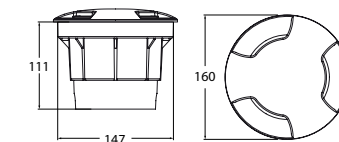
CECI 160

Product	Lamp	Colour	Code
Ceci 160	7W LED GX53	Black	3F1.000.AX.C1K
Ceci 160	10W LED GX53	Black	3F1.000.AX.D1K



CECI 160-2L

Product	Lamp	Colour	Code
Ceci 160-2L	7W LED GX53	Black	3F2.000.AX.C1K
Ceci 160-2L	10W LED GX53	Black	3F2.000.AX.D1K






CECI 160-3L

Product	Lamp	Colour	Code
Ceci 160-3L	7W LED GX53	Black	3F3.000.AX.C1K
Ceci 160-3L	10W LED GX53	Black	3F3.000.AX.D1K

CECI 160 COLOURED DIFFUSER

Product	Colour	Code
Ceci 160 Coloured Diffuser	Green	HN.2M.GLA
Ceci 160 Coloured Diffuser	Orange	HR.2M.GLA
Ceci 160 Coloured Diffuser	Blue	HU.2M.GLA

These are to be ordered in addition to the frosted lens fittings above

	LORENZA 150 lamp	LORENZA 190 lamp	LORENZA 270 lamp
LED Lamps	 R7s LED	 R7s LED	 R7s LED
Power (W) 110/240 V 50/60 Hz	3.2W	7.5W	10.5W
Luminous Flux	≤360LM	≤810LM	≤1080LM

Colour Temp The R7s lamps included are CCT settable.
Can be set as 2700K/4000K/6500K

Lifetime (Hours) 25000 Hours

LED lamps included with all LED fittings

Resin Body

BLACK (A) **WHITE (W)** **GREY (L)**

PC diffuser

CLEAR (X)



Products supplied as standard in component form.
Technical LED lamp details on page 190.

Available in:



BLACK (A)

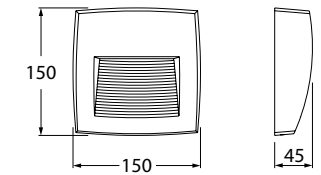


WHITE (W)



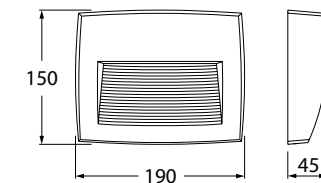
GREY (L)

ANTI-RUST
LIFETIME
GUARANTEE
AGAINST CORROSION
NO PAINTING
REQUIRED



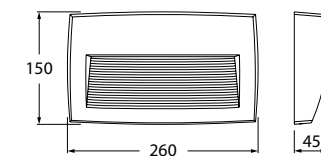
LORENZA 150

Product	Lamp	Colour	Code
Lorenza 150	3.2W R7s	Black	AS1.000.AX.J1K
Lorenza 150	3.2W R7s	White	AS1.000.WX.J1K
Lorenza 150	3.2W R7s	Grey	AS1.000.LX.J1K






LORENZA 190

Product	Lamp	Colour	Code
Lorenza 190	7.5W R7s	Black	AS2.000.AX.K1K
Lorenza 190	7.5W R7s	White	AS2.000.WX.K1K
Lorenza 190	7.5W R7s	Grey	AS2.000.LX.K1K



LORENZA 270

Product	Lamp	Colour	Code
Lorenza 270	10.5W R7s	Black	AS3.000.AX.P1K
Lorenza 270	10.5W R7s	White	AS3.000.WX.P1K
Lorenza 270	10.5W R7s	Grey	AS3.000.LX.P1K

	NINA 150 lamp	NINA 190 lamp	NINA 270 lamp
LED Lamps	 R7s LED	 R7s LED	 R7s LED
Power (W) 110/240 V 50/60 Hz	3.2W	7.5W	10.5W
Luminous Flux	≤360LM	≤810LM	≤1080LM

Colour Temp The R7s lamps included are CCT settable.
Can be set as 2700K/4000K/6500K

Lifetime (Hours) 25000 Hours

LED lamps included with all LED fittings

Resin Body

BLACK (A) WHITE (W) GREY (L)

PC diffuser

OPAL (Y)



Products supplied as standard in component form.
Technical LED lamp details on page 190.

Available in:



BLACK (A)



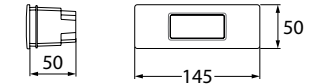
WHITE (W)



GREY (L)

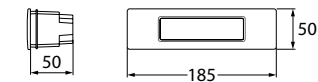
ANTI-RUST
LIFETIME
GUARANTEE
AGAINST CORROSION
NO PAINTING
REQUIRED

NINA 150



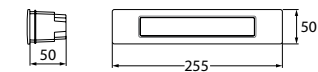
Product	Lamp	Colour	Code
Nina 150	3.2W R7s	Black	6C1.000.AY.J1K
Nina 150	3.2W R7s	White	6C1.000.WY.J1K
Nina 150	3.2W R7s	Grey	6C1.000.LY.J1K

NINA 190



Product	Lamp	Colour	Code
Nina 190	7.5W R7s	Black	7C1.000.AY.K1K
Nina 190	7.5W R7s	White	7C1.000.WY.K1K
Nina 190	7.5W R7s	Grey	7C1.000.LY.K1K

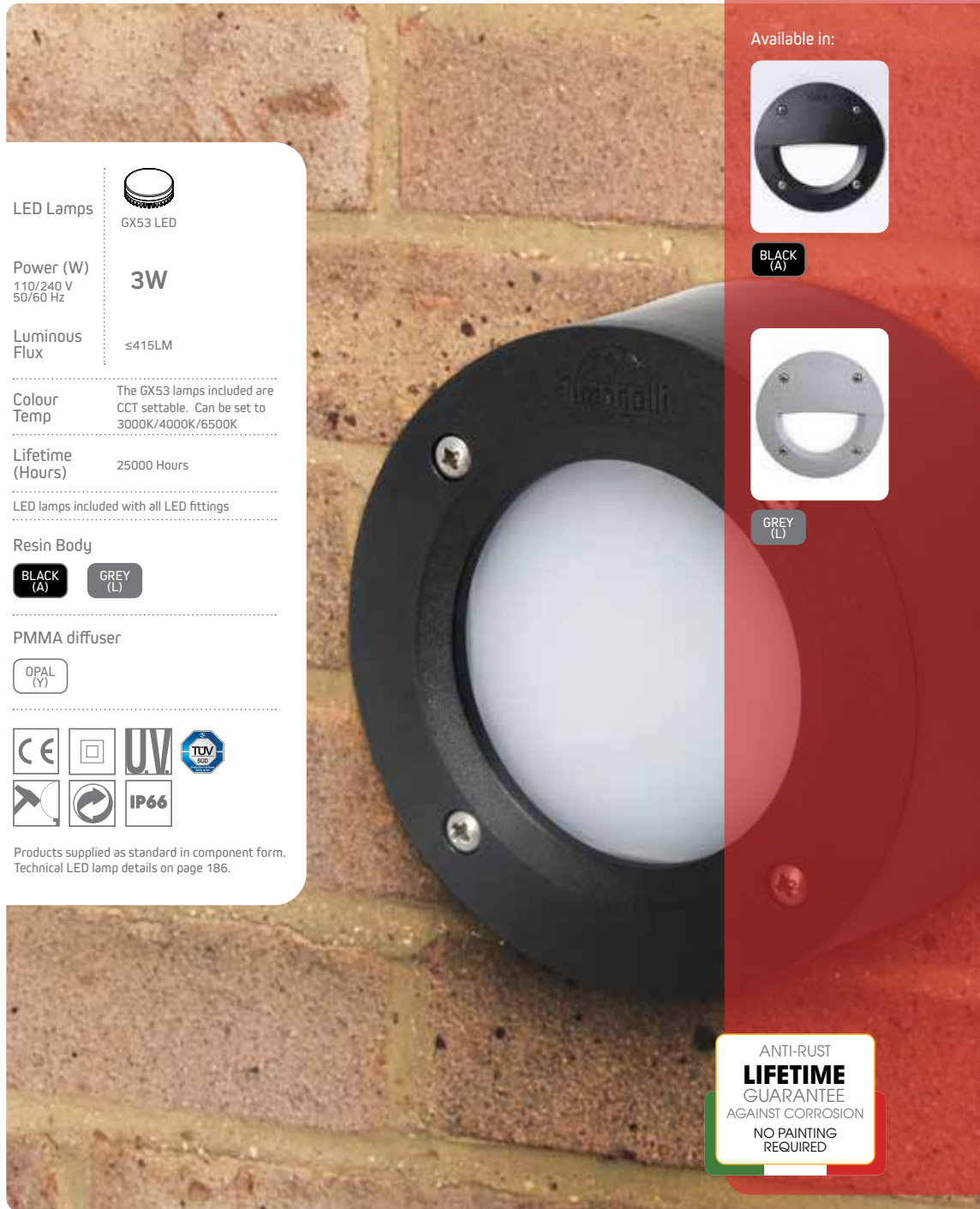
NINA 270



Product	Lamp	Colour	Code
Nina 270	10.5W R7s	Black	8C1.000.AY.P1K
Nina 270	10.5W R7s	White	8C1.000.WY.P1K
Nina 270	10.5W R7s	Grey	8C1.000.LY.P1K

BRICKLIGHT

BRICKLIGHT



Available in:



BLACK (A)



GREY (L)

LED Lamps
GX53 LED

Power (W)
110/240 V
50/60 Hz
3W

Luminous Flux
≤415LM

Colour Temp
The GX53 lamps included are CCT settable. Can be set to 3000K/4000K/6500K

Lifetime (Hours)
25000 Hours

LED lamps included with all LED fittings

Resin Body

BLACK (A) GREY (L)

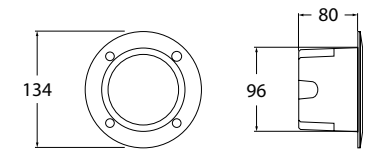

PMMA diffuser

OPAL (Y)



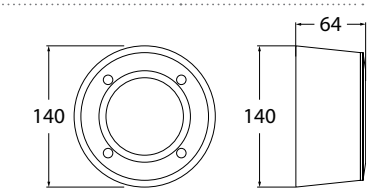
Products supplied as standard in component form. Technical LED lamp details on page 186.

ANTI-RUST
LIFETIME
GUARANTEE
AGAINST CORROSION
NO PAINTING
REQUIRED



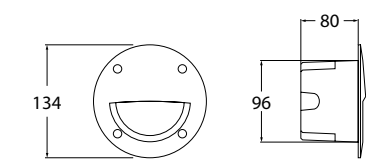
LETI 100 ROUND

Product	Lamp	Colour	Code
Leti 100 Round	3W LED GX53	Black	2C1.000.AY.G1K
Leti 100 Round	3W LED GX53	Grey	2C1.000.LY.G1K



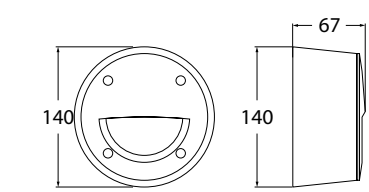
EXTRALETI 100 ROUND

Product	Lamp	Colour	Code
Extraleti 100 Round	3W LED GX53	Black	2S1.000.AY.G1K
Extraleti 100 Round	3W LED GX53	Grey	2S1.000.LY.G1K



LETI 100 ROUND-EL

Product	Lamp	Colour	Code
Leti 100 Round-EL	3W LED GX53	Black	2C3.000.AY.G1K
Leti 100 Round-EL	3W LED GX53	Grey	2C3.000.LY.G1K



EXTRALETI 100 ROUND-EL

Product	Lamp	Colour	Code
Extraleti 100 Round-EL	3W LED GX53	Black	2S3.000.AY.G1K
Extraleti 100 Round-EL	3W LED GX53	Grey	2S3.000.LY.G1K

LED Lamps



GX53 LED

Power (W)
110/240 V
50/60 Hz

3W

Luminous Flux

≤415LM

Colour Temp

The GX53 lamps included are CCT settable. Can be set to 3000K/4000K/6500K

Lifetime (Hours)

25000 Hours

LED lamps included with all LED fittings

Resin Body

BLACK (A)

PMMA diffuser

OPAL (Y)



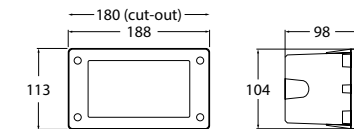
Products supplied as standard in component form. Technical LED lamp details on page 186.

ANTI-RUST
LIFETIME
GUARANTEE
AGAINST CORROSION
NO PAINTING
REQUIRED



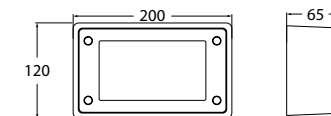
LETI 200

Product	Lamp	Colour	Code
Leti 200	3W LED GX53	Black	4C1.000.AY.G1K



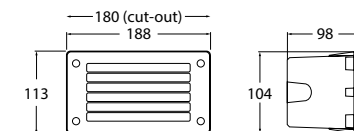
EXTRALETI 200

Product	Lamp	Colour	Code
Extraleti 200	3W LED GX53	Black	4S1.000.AY.G1K



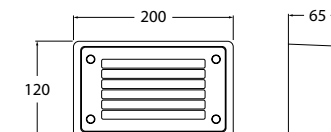
LETI 200-GL

Product	Lamp	Colour	Code
Leti 200-GL	3W LED GX53	Black	4C2.000.AY.G1K



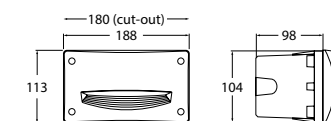
EXTRALETI 200-GL

Product	Lamp	Colour	Code
Extraleti 200-GL	3W LED GX53	Black	4S2.000.AY.G1K



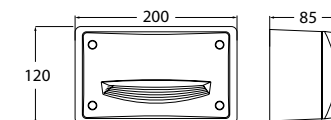
LETI 200-HS

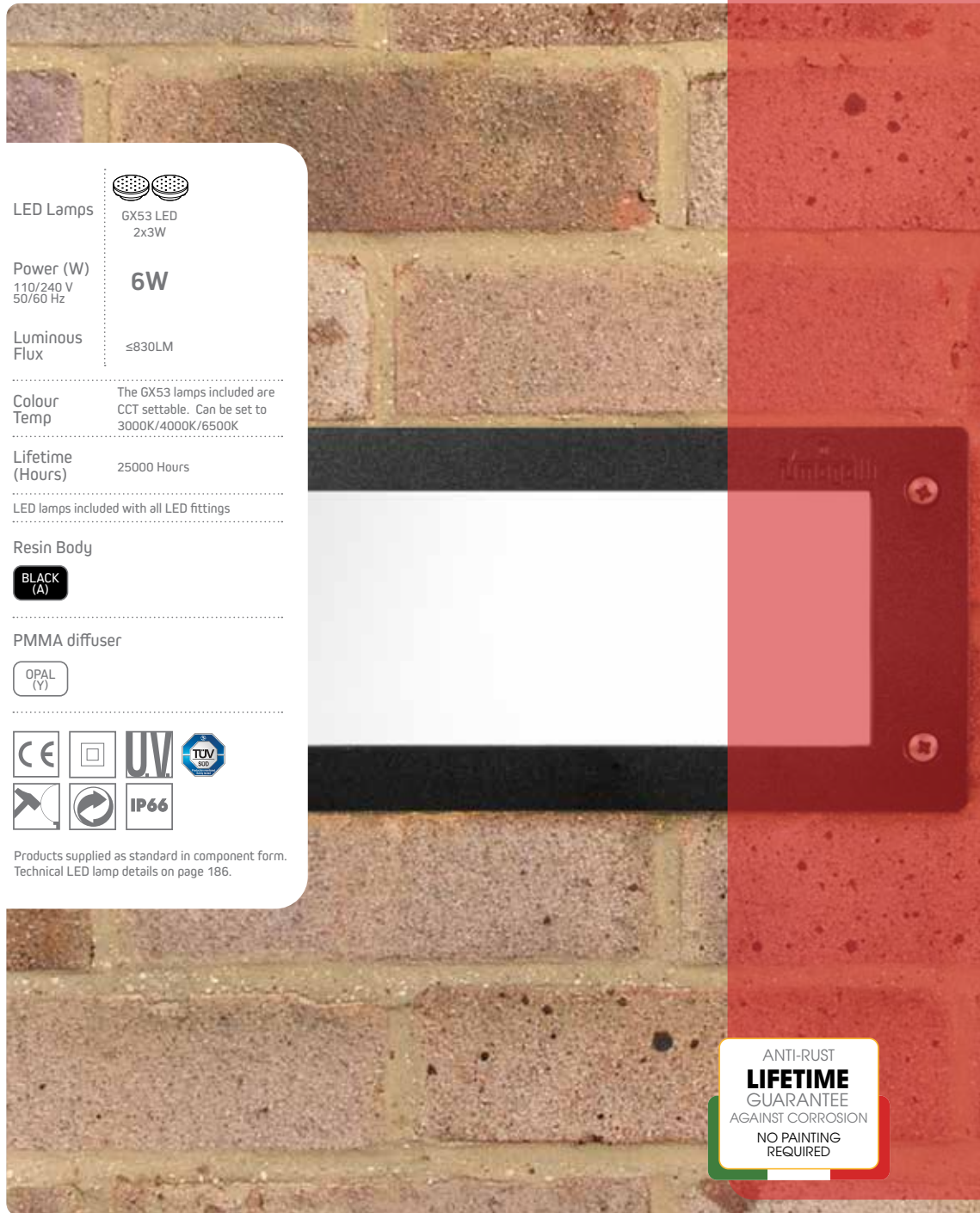
Product	Lamp	Colour	Code
Leti 200-HS	3W LED GX53	Black	4C4.000.AY.G1K



EXTRALETI 200-HS

Product	Lamp	Colour	Code
Extraleti 200-HS	3W LED GX53	Black	4S4.000.AY.G1K





LED Lamps
GX53 LED
2x3W

Power (W)
110/240 V
50/60 Hz
6W

Luminous Flux
≤830LM

Colour Temp
The GX53 lamps included are CCT settable. Can be set to 3000K/4000K/6500K

Lifetime (Hours)
25000 Hours

LED lamps included with all LED fittings


Resin Body
BLACK (A)

PMMA diffuser
OPAL (Y)

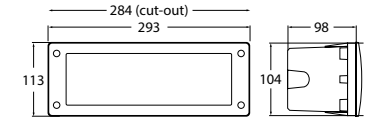
CE, UV, TUV 900, IP66

Products supplied as standard in component form. Technical LED lamp details on page 186.

ANTI-RUST
LIFETIME
GUARANTEE
AGAINST CORROSION
NO PAINTING
REQUIRED




LETI 300



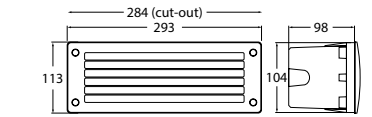
Product	Lamp	Colour	Code
Leti 300	6W LED GX53	Black	5C1.000.AY.G2K

EXTRALETI 300




Product	Lamp	Colour	Code
Extraleti 300	6W LED GX53	Black	5S1.000.AY.G2K

LETI 300-GL



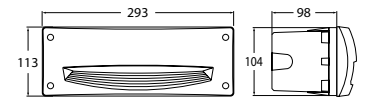
Product	Lamp	Colour	Code
Leti 300-GL	6W LED GX53	Black	5C2.000.AY.G2K

EXTRALETI 300-GL




Product	Lamp	Colour	Code
Extraleti 300-GL	6W LED GX53	Black	5S2.000.AY.G2K

LETI 300-HS



Product	Lamp	Colour	Code
Leti 300-HS	6W LED GX53	Black	5C4.000.AY.G2K

EXTRALETI 300-HS



Product	Lamp	Colour	Code
Extraleti 300-HS	6W LED GX53	Black	5S4.000.AY.G2K

Some of our projects

CLASSIC LANTERNS & GLOBES



“

Your light fittings are great for an island with a highly corrosive atmosphere! We try and recommend your fittings to all our clients choosing external lighting.

Available Lamp Options:

- E27 Lampholder (Lamp not included)

LED Lamps



LED E27

Power (W)

110/240 V
50/60 Hz

6W

Luminous Flux

800LM

Colour Temp

2700K
(warm white)

Lifetime (Hours)

25000 Hours

Resin Body

BLACK (A)

WHITE (W)

PMMA diffuser

CLEAR (X)



Products supplied as standard in component form.
Technical LED lamp details on page 194.

6W E27
FILAMENT LED

INDOOR &
OUTDOOR USE

• -30 +80 °C

• 90% Humidity

VOLTAGE SURGE
RESISTANT



Available in:



BLACK (A)

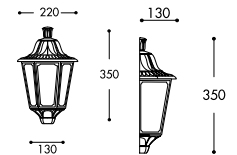


WHITE (W)

ANTI-RUST
LIFETIME
GUARANTEE
AGAINST CORROSION
NO PAINTING
REQUIRED




IESSE




Product	Lamp	Colour	Code
lesse	E27	Black/Clear	M22.000.AX.E27
lesse	E27	White/Clear	M22.000.WX.E27
lesse	6W LED E27	Black/Clear	M22.000.AX.F1R
lesse	6W LED E27	White/Clear	M22.000.WX.F1R

ANNA BISSO



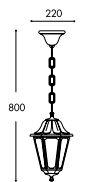
Product	Lamp	Colour	Code
Anna Bisso	E27	Black/Clear	E22.131.AX.E27
Anna Bisso	E27	White/Clear	E22.131.WX.E27
Anna Bisso	6W LED E27	Black/Clear	E22.131.AX.F1R
Anna Bisso	6W LED E27	White/Clear	E22.131.WX.F1R

ANNA MIKROLOT



Product	Lamp	Colour	Code
Anna Mikrolot	E27	Black/Clear	E22.110.AX.E27
Anna Mikrolot	E27	White/Clear	E22.110.WX.E27
Anna Mikrolot	6W LED E27	Black/Clear	E22.110.AX.F1R
Anna Mikrolot	6W LED E27	White/Clear	E22.110.WX.F1R


ANNA SICHEM



Product	Lamp	Colour	Code
Anna SicheM	E27	Black/Clear	E22.120.AX.E27
Anna SicheM	E27	White/Clear	E22.120.WX.E27
Anna SicheM	6W LED E27	Black/Clear	E22.120.AX.F1R
Anna SicheM	6W LED E27	White/Clear	E22.120.WX.F1R

Available Lamp Options:

- E27 Lampholder (Lamp not included)

LED Lamps  LED E27
Power (W) **6W**
110/240 V
50/60 Hz
Luminous Flux 800LM
Colour Temp 2700K
(warm white)

Lifetime (Hours) 25000 Hours

Resin Body

BLACK (A) WHITE (W)

PMMA diffuser

CLEAR (X)



Products supplied as standard in component form.
Technical LED lamp details on page 194.

6W E27 FILAMENT LED

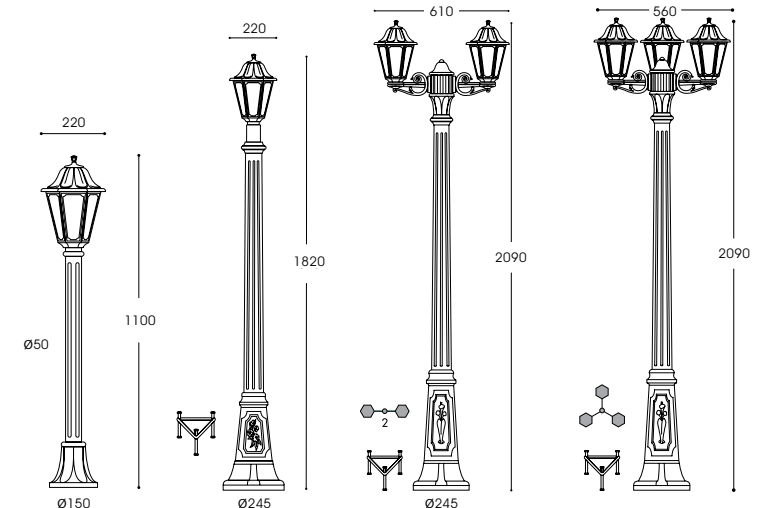

INDOOR & OUTDOOR USE

- -30 +80 °C
- 90% Humidity

VOLTAGE SURGE RESISTANT




ANTI-RUST
LIFETIME
GUARANTEE
AGAINST CORROSION
NO PAINTING
REQUIRED



1. ANNA MIZAR 2. ANNA ARTU 3. ANNA GIGI-BISSO TWIN 4. ANNA GIGI-BISSO TRIPLE

1. ANNA MIZAR

Product	Lamp	Colour	Code
Anna Mizar	E27	Black/Clear	E22.151.AX.E27
Anna Mizar	E27	White/Clear	E22.151.WX.E27
Anna Mizar	6W LED E27	Black/Clear	E22.151.AX.F1R
Anna Mizar	6W LED E27	White/Clear	E22.151.WX.F1R

2. ANNA ARTU

Product	Lamp	Colour	Code
Anna Artu	E27	Black/Clear	E22.158.AX.E27
Anna Artu	6W LED E27	Black/Clear	E22.158.AX.F1R

3. ANNA GIGI-BISSO TWIN

Product	Lamp	Colour	Code
Anna Gigi-Bisso Twin	E27	Black/Clear	E22.156.S20.AX.E27
Anna Gigi-Bisso Twin	2 x 6W LED E27	Black/Clear	E22.156.S20.AX.F1R

4. ANNA GIGI-BISSO TRIPLE

Product	Lamp	Colour	Code
Anna Gigi-Bisso Triple	E27	Black/Clear	E22.156.S30.AX.E27
Anna Gigi-Bisso Triple	3 x 6W LED E27	Black/Clear	E22.156.S30.AX.F1R

Posts 2.5m and above (excluding lantern height) are supplied with inspection door

Available Lamp Options:

- E27 Lampholder (Lamp not included)

LED Lamps



LED E27

Power (W)
110/240 V
50/60 Hz

6W

Luminous Flux

800LM

Colour Temp

2700K
(warm white)

Lifetime (Hours)

25000 Hours

Resin Body

BLACK (A)

PMMA diffuser

CLEAR (X)



Products supplied as standard in component form.
Technical LED lamp details on page 194.

6W E27
FILAMENT LED

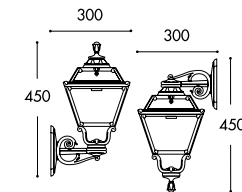
INDOOR &
OUTDOOR USE

- -30 +80 °C
- 90% Humidity

VOLTAGE SURGE
RESISTANT

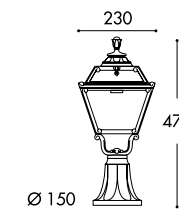


ANTI-RUST
LIFETIME
GUARANTEE
AGAINST CORROSION
NO PAINTING
REQUIRED



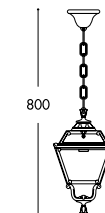
GOLIA BISSO

Product	Lamp	Colour	Code
Golia Bisso	E27	Black	Q23.131.AX.E27
Golia Bisso	6W LED E27	Black	Q23.131.AX.F1R



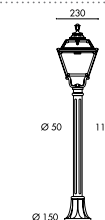
GOLIA MINILOT

Product	Lamp	Colour	Code
Golia Minilot	E27	Black	Q23.111.AX.E27
Golia Minilot	6W LED E27	Black	Q23.111.AX.F1R



GOLIA SICHEM

Product	Lamp	Colour	Code
Golia SicheM	E27	Black	Q23.120.AX.E27
Golia SicheM	6W LED E27	Black	Q23.120.AX.F1R




GOLIA MIZAR

Product	Lamp	Colour	Code
Golia Mizar	E27	Black	Q23.151.AX.E27
Golia Mizar	6W LED E27	Black	Q23.151.AX.F1R

Posts 2.5m and above (excluding lantern height) are supplied with inspection door

Available Lamp Options:

- E27 Lampholder (Lamp not included)

LED Lamps  LED E27
Power (W) **6W**
110/240 V
50/60 Hz
Luminous Flux 800LM
Colour Temp 2700K
(warm white)

Lifetime (Hours) 25000 Hours

Resin Body

BLACK (A)

PMMA diffuser

CLEAR (X)



Products supplied as standard in component form.
Technical LED lamp details on page 194.

6W E27 FILAMENT LED

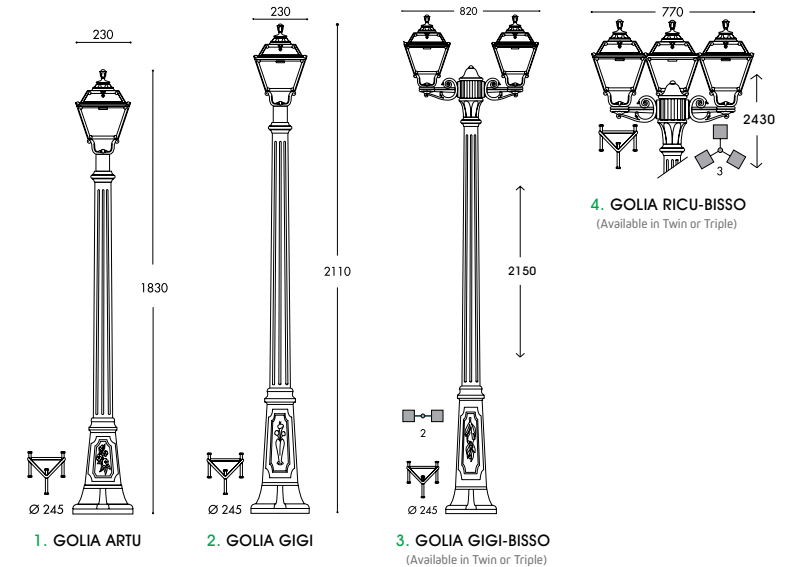
INDOOR & OUTDOOR USE

- 30 +80 °C
- 90% Humidity

VOLTAGE SURGE RESISTANT



ANTI-RUST
LIFETIME
GUARANTEE
AGAINST CORROSION
NO PAINTING
REQUIRED



1. GOLIA ARTU

Product	Lamp	Colour	Code
Golia Artu	E27	Black	Q23.158.AX.E27
Golia Artu	6W LED E27	Black	Q23.158.AX.F1R

2. GOLIA GIGI

Product	Lamp	Colour	Code
Golia Gigi	E27	Black	Q23.156.AX.E27
Golia Gigi	6W LED E27	Black	Q23.156.AX.F1R

3. GOLIA GIGI-BISSO TWIN & TRIPLE

Product	Lamp	Colour	Code
Golia Gigi-Bisso Twin	E27	Black	Q23.156.S20.AX.E27
Golia Gigi-Bisso Triple	E27	Black	Q23.156.S30.AX.E27
Golia Gigi-Bisso Twin	2 x 6W LED E27	Black	Q23.156.S20.AX.F1R
Golia Gigi-Bisso Triple	3 x 6W LED E27	Black	Q23.156.S30.AX.F1R

4. GOLIA RICU-BISSO TWIN & TRIPLE

Product	Lamp	Colour	Code
Golia Ricu-Bisso Twin	E27	Black	Q23.157.S20.AX.E27
Golia Ricu-Bisso Triple	E27	Black	Q23.157.S30.AX.E27
Golia Ricu-Bisso Twin	2 x 6W LED E27	Black	Q23.157.S20.AX.F1R
Golia Ricu-Bisso Triple	3 x 6W LED E27	Black	Q23.157.S30.AX.F1R

Posts 2.5m and above (excluding lantern height) are supplied with inspection door

Available Lamp Options:

- E27 Lampholder (Lamp not included)

LED Lamps



LED E27

Power (W)

110/240 V
50/60 Hz

6W

Luminous Flux

800LM

Colour Temp

2700K
(warm white)

Lifetime (Hours)

25000 Hours

Resin Body

BLACK (A)

PMMA diffuser

CLEAR (X)



Products supplied as standard in component form.
Technical LED lamp details on page 194.

6W E27
FILAMENT LED

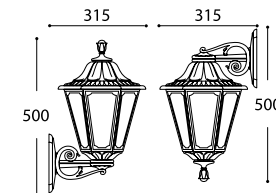
**INDOOR &
OUTDOOR USE**

- -30 +80 °C
- 90% Humidity

VOLTAGE SURGE
RESISTANT

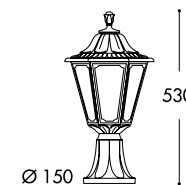


ANTI-RUST
LIFETIME
GUARANTEE
AGAINST CORROSION
NO PAINTING
REQUIRED



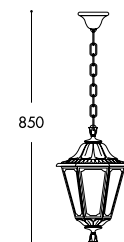
RUT BISSO

Product	Lamp	Colour	Code
Rut Bisso	E27	Black	E26.131.AX.E27
Rut Bisso	6W LED E27	Black	E26.131.AX.F1R



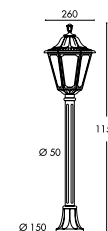
RUT MINILOT

Product	Lamp	Colour	Code
Rut Minilot	E27	Black	E26.111.AX.E27
Rut Minilot	6W LED E27	Black	E26.111.AX.F1R



RUT SICHEM

Product	Lamp	Colour	Code
Rut SicheM	E27	Black	E26.120.AX.E27
Rut SicheM	6W LED E27	Black	E26.120.AX.F1R



RUT MIZAR

Product	Lamp	Colour	Code
Rut Mizar	E27	Black	E26.151.AX.E27
Rut Mizar	6W LED E27	Black	E26.151.AX.F1R

Posts 2.5m and above (excluding lantern height) are supplied with inspection door

Available Lamp Options:

- E27 Lampholder (Lamp not included)

LED Lamps



LED E27

Power (W)
110/240 V
50/60 Hz

6W

Luminous Flux

800LM

Colour Temp

2700K
(warm white)

Lifetime (Hours)

25000 Hours

Resin Body

BLACK (A)

PMMA diffuser

CLEAR (X)



Products supplied as standard in component form.
Technical LED lamp details on page 194.

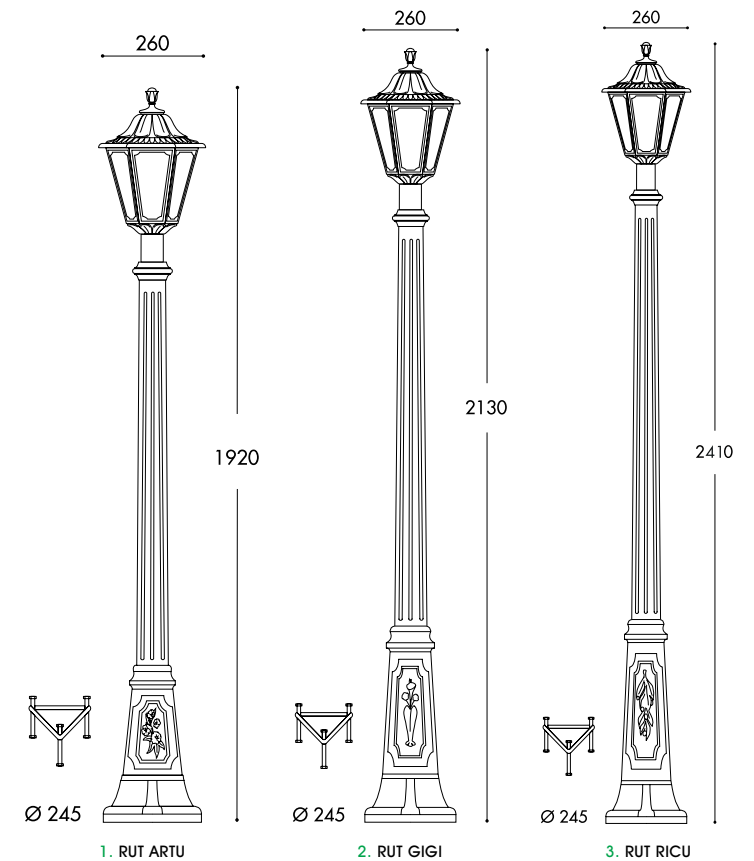
6W E27 FILAMENT LED

INDOOR & OUTDOOR USE

- -30 +80 °C
- 90% Humidity

VOLTAGE SURGE RESISTANT

ANTI-RUST
LIFETIME
GUARANTEE
AGAINST CORROSION
NO PAINTING
REQUIRED



1. RUT ARTU

Product	Lamp	Colour	Code
Rut Artu	E27	Black	E26.158.AX.E27
Rut Artu	6W LED E27	Black	E26.158.AX.F1R

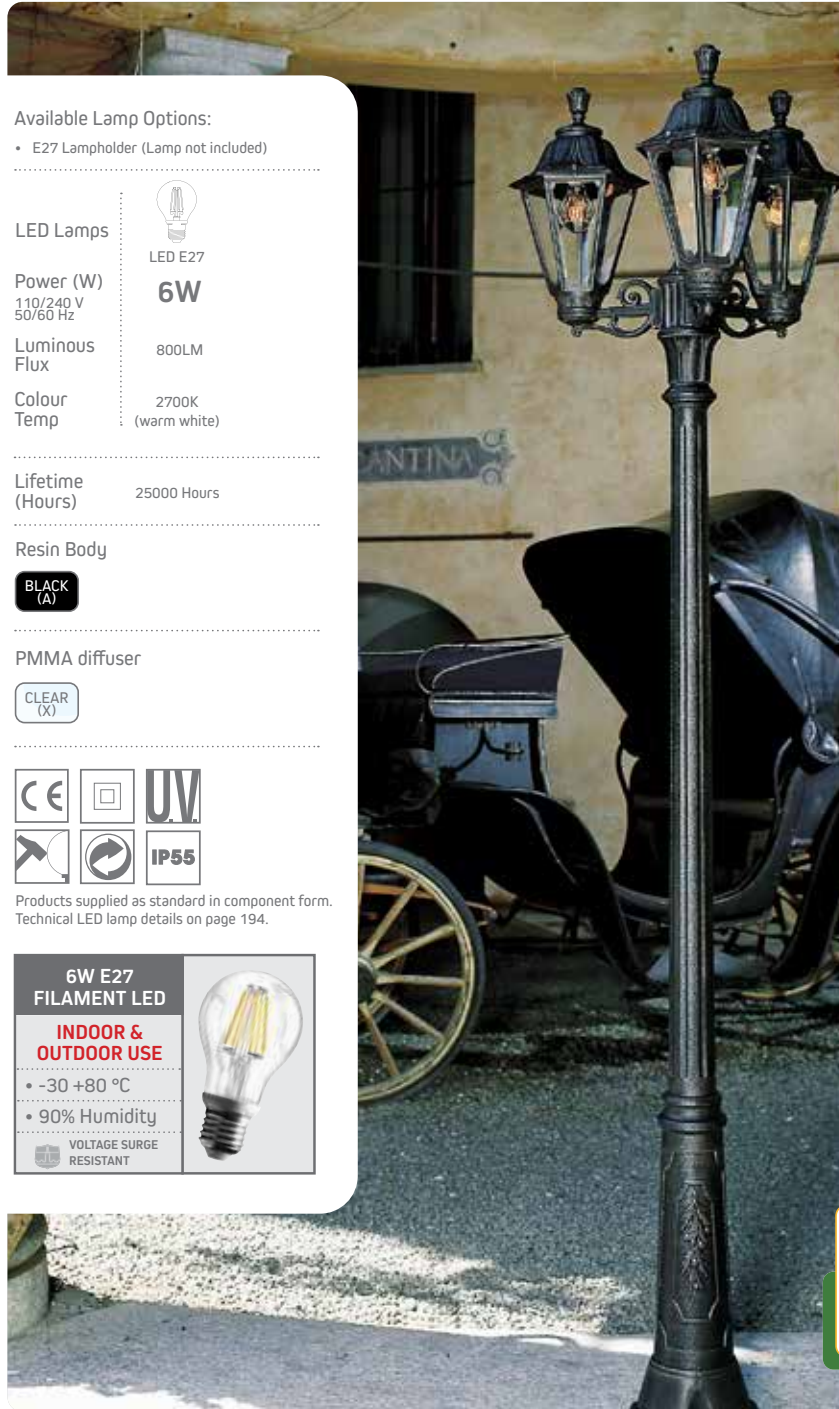
2. RUT GIGI

Product	Lamp	Colour	Code
Rut Gigi	E27	Black	E26.156.AX.E27
Rut Gigi	6W LED E27	Black	E26.156.AX.F1R

3. RUT RICU

Product	Lamp	Colour	Code
Rut Ricu	E27	Black	E26.157.AX.E27
Rut Ricu	6W LED E27	Black	E26.157.AX.F1R

Posts 2.5m and above (excluding lantern height) are supplied with inspection door



Available Lamp Options:

- E27 Lampholder (Lamp not included)

LED Lamps	LED E27
Power (W)	6W
110/240 V 50/60 Hz	
Luminous Flux	800LM
Colour Temp	2700K (warm white)


Lifetime (Hours) 25000 Hours

Resin Body

BLACK (A)

PMMA diffuser

CLEAR (X)



Products supplied as standard in component form. Technical LED lamp details on page 194.

6W E27 FILAMENT LED

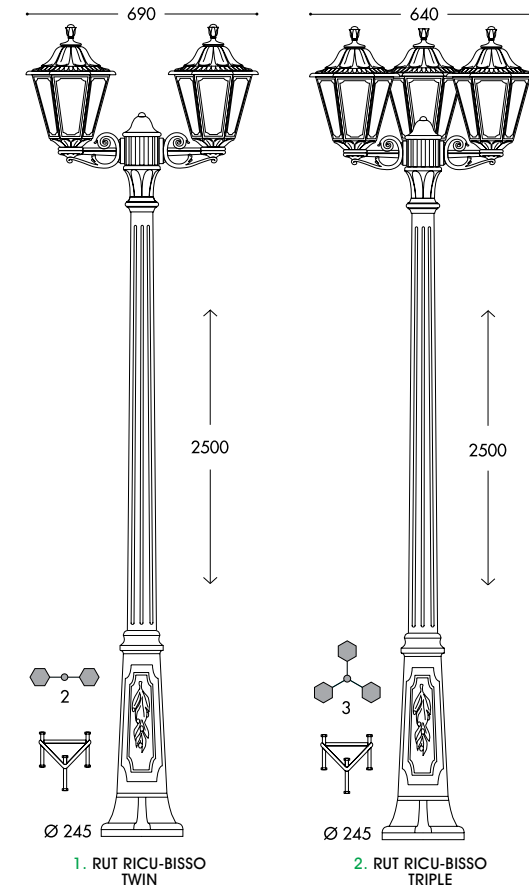
INDOOR & OUTDOOR USE

- -30 +80 °C
- 90% Humidity

VOLTAGE SURGE RESISTANT



ANTI-RUST
LIFETIME
GUARANTEE
AGAINST CORROSION
NO PAINTING
REQUIRED



1. RUT RICU-BISSO TWIN

Product	Lamp	Colour	Code
Rut Ricu-Bisso Twin	E27	Black	E26.157.S20.AX.E27
Rut Ricu-Bisso Twin	2 x 6W LED E27	Black	E26.157.S20.AX.F1R

2. RUT RICU-BISSO TRIPLE

Product	Lamp	Colour	Code
Rut Ricu-Bisso Triple	E27	Black	E26.157.S30.AX.E27
Rut Ricu-Bisso Triple	3 x 6W LED E27	Black	E26.157.S30.AX.F1R


Posts 2.5m and above (excluding lantern height) are supplied with inspection door

CLASSIC MEDIUM LANTERN

CLASSIC MEDIUM LANTERN

Available Lamp Options:

- E27 Lampholder (Lamp not included)

LED Lamps	 LED E27
Power (W)	6W
110/240 V 50/60 Hz	
Luminous Flux	800LM
Colour Temp	2700K (warm white)

Lifetime (Hours) 25000 Hours

Resin Body

BLACK (A)

PMMA diffuser

CLEAR (X)



Products supplied as standard in component form.
Technical LED lamp details on page 194.

6W E27
FILAMENT LED

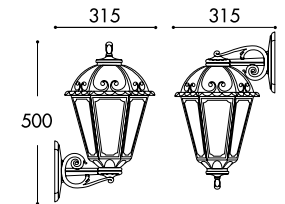
INDOOR &
OUTDOOR USE

- -30 +80 °C
- 90% Humidity

VOLTAGE SURGE
RESISTANT




ANTI-RUST
LIFETIME
GUARANTEE
AGAINST CORROSION
NO PAINTING
REQUIRED




SALEM BISSO

Product	Lamp	Colour	Code
Salem Bisso	E27	Black	K26.131.AX.E27
Salem Bisso	6W LED E27	Black	K26.131.AX.F1R



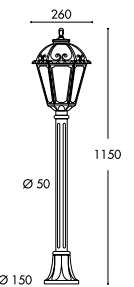
SALEM MINILOT

Product	Lamp	Colour	Code
Salem Miniilot	E27	Black	K26.111.AX.E27
Salem Miniilot	6W LED E27	Black	K26.111.AX.F1R



SALEM SICHEM

Product	Lamp	Colour	Code
Salem SicheM	E27	Black	K26.120.AX.E27
Salem SicheM	6W LED E27	Black	K26.120.AX.F1R



SALEM MIZAR

Product	Lamp	Colour	Code
Salem Mizar	E27	Black	K26.151.AX.E27
Salem Mizar	6W LED E27	Black	K26.151.AX.F1R

Posts 2.5m and above (excluding lantern height) are supplied with inspection door

Available Lamp Options:

- E27 Lampholder (Lamp not included)

LED Lamps



LED E27

Power (W)
110/240 V
50/60 Hz

6W

Luminous Flux

800LM

Colour Temp

2700K
(warm white)

Lifetime (Hours)


25000 Hours

Resin Body

BLACK (A)

PMMA diffuser

CLEAR (X)



Products supplied as standard in component form.
Technical LED lamp details on page 194.

6W E27
FILAMENT LED

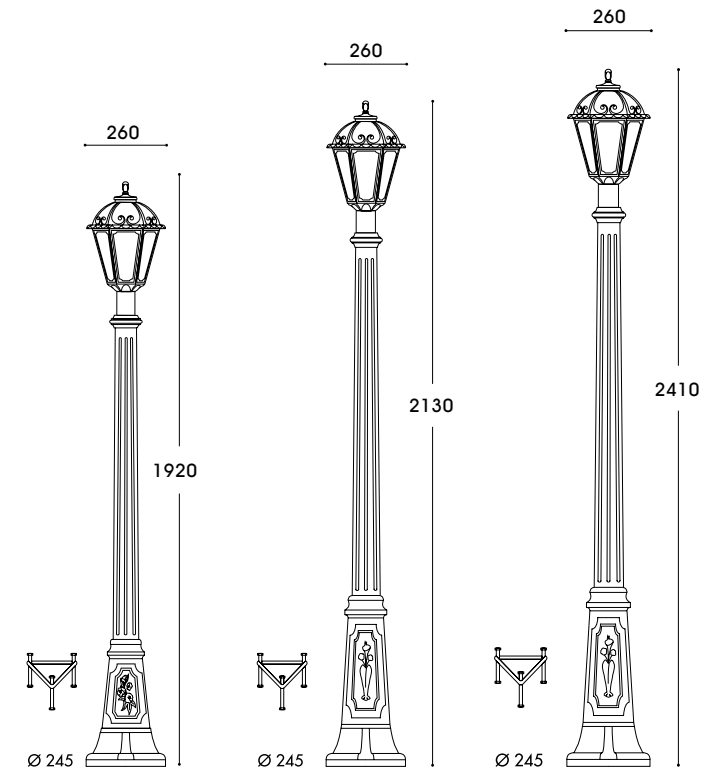
INDOOR &
OUTDOOR USE

- -30 +80 °C
- 90% Humidity

VOLTAGE SURGE
RESISTANT



ANTI-RUST
LIFETIME
GUARANTEE
AGAINST CORROSION
NO PAINTING
REQUIRED



1. SALEM ARTU

2. SALEM GIGI

3. SALEM RICU

1. SALEM ARTU

Product	Lamp	Colour	Code
Salem Artu	E27	Black	K26.158.AX.E27
Salem Artu	6W LED E27	Black	K26.158.AX.F1R

2. SALEM GIGI

Product	Lamp	Colour	Code
Salem Gigi	E27	Black	K26.156.AX.E27
Salem Gigi	6W LED E27	Black	K26.156.AX.F1R

3. SALEM RICU

Product	Lamp	Colour	Code
Salem Ricu	E27	Black	K26.157.AX.E27
Salem Ricu	6W LED E27	Black	K26.157.AX.F1R

Posts 2.5m and above (excluding lantern height) are supplied with inspection door

Available Lamp Options:

- E27 Lampholder (Lamp not included)

LED Lamps



LED E27

Power (W)

110/240 V
50/60 Hz

6W

Luminous Flux

800LM

Colour Temp

2700K
(warm white)

Lifetime (Hours)

25000 Hours

Resin Body

BLACK (A)

PMMA diffuser

CLEAR (X)



Products supplied as standard in component form.
Technical LED lamp details on page 194.

6W E27
FILAMENT LED

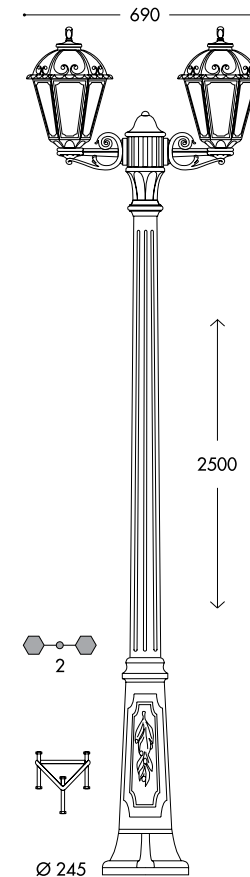
INDOOR &
OUTDOOR USE

- -30 +80 °C
- 90% Humidity

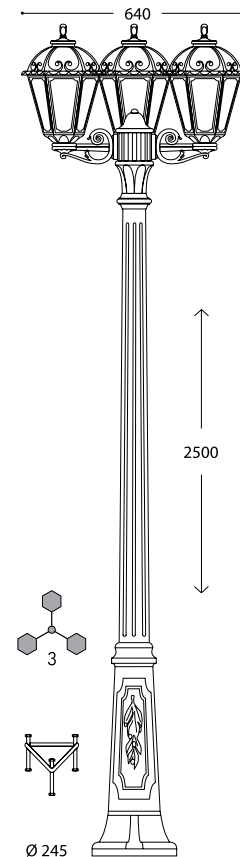
VOLTAGE SURGE
RESISTANT



ANTI-RUST
LIFETIME
GUARANTEE
AGAINST CORROSION
NO PAINTING
REQUIRED



1. SALEM RICU-BISSO TWIN



2. SALEM RICU-BISSO TRIPLE

1. SALEM RICU-BISSO TWIN

Product	Lamp	Colour	Code
Salem Ricu-Bisso Twin	E27	Black	K26.157.S20.AX.E27
Salem Ricu-Bisso Twin	2 x 6W LED E27	Black	K26.157.S20.AX.F1R

2. SALEM RICU-BISSO TRIPLE

Product	Lamp	Colour	Code
Salem Ricu-Bisso Triple	E27	Black	K26.157.S30.AX.E27
Salem Ricu-Bisso Triple	3 x 6W LED E27	Black	K26.157.S30.AX.F1R

Posts 2.5m and above (excluding lantern height) are supplied with inspection door

Available Lamp Options:

- E27 Lampholder (Lamp not included)

LED Lamp Options:

LED Lamps	E27 LED	High Power (HIP)	High Power (HIP)
Power (W)	11W	15W	30W
110/240 V 50/60 Hz			
Luminous Flux	≤1200LM	≤1790LM	≤3400LM
Colour Temp	CCT Settable	3000K or 4000K	

Lifetime (Hours) 25000 Hours

LED lamps included with all LED fittings

Resin Body

BLACK (A)

PMMA diffuser

CLEAR (X)



Products supplied as standard in component form.
Technical LED lamp details on page 192 & 196.

E27 HIGH POWER LED

INDOOR & OUTDOOR USE

- 30 +80 °C
- 90% Humidity

VOLTAGE SURGE RESISTANT



Available with:

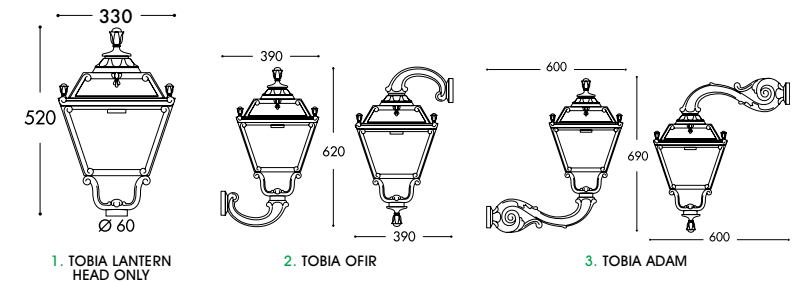


E27 LED



High Power LED

ANTI-RUST
LIFETIME
GUARANTEE
AGAINST CORROSION
NO PAINTING
REQUIRED



1. TOBIA LANTERN HEAD ONLY

Product	Lamp	Colour	3000K	4000K
Tobia	E27	Black/Clear	Q33.000.AX.E27	Q33.000.AX.E27
Tobia	11W LED E27	Black/Clear	Q33.000.AX.T1K	Q33.000.AX.T1K
Tobia	15W E27 High Power LED	Black/Clear	Q33.000.AX.R1R	Q33.000.AX.R1L
Tobia	30W E27 High Power LED	Black/Clear	Q33.000.AX.Q1R	Q33.000.AX.Q1L

Adaptor below for mounting lantern onto an existing 76mm spigot post:

External Adaptor for 76mm Column - 60mm Spigot Galvanised ASB-AD7660G

2. TOBIA OFIR

Product	Lamp	Colour	3000K	4000K
Tobia Ofir	E27	Black/Clear	Q33.132.AX.E27	Q33.132.AX.E27
Tobia Ofir	11W LED E27	Black/Clear	Q33.132.AX.T1K	Q33.132.AX.T1K
Tobia Ofir	15W E27 High Power LED	Black/Clear	Q33.132.AX.R1R	Q33.132.AX.R1L
Tobia Ofir	30W E27 High Power LED	Black/Clear	Q33.132.AX.Q1R	Q33.132.AX.Q1L

3. TOBIA ADAM

Product	Lamp	Colour	3000K	4000K
Tobia Adam	E27	Black/Clear	Q33.171.AX.E27	Q33.171.AX.E27
Tobia Adam	11W LED E27	Black/Clear	Q33.171.AX.T1K	Q33.171.AX.T1K
Tobia Adam	15W E27 High Power LED	Black/Clear	Q33.171.AX.R1R	Q33.171.AX.R1L
Tobia Adam	30W E27 High Power LED	Black/Clear	Q33.171.AX.Q1R	Q33.171.AX.Q1L

Additional Options Available (available in all Tobia range):




Photocell Adaption for all options above

ASB-PHOTOCEL

Available Lamp Options:

- E27 Lampholder (Lamp not included)

LED Lamp Options:

LED Lamps			
Power (W)	11W	15W	30W
Luminous Flux	≤1200LM	≤1790LM	≤3400LM
Colour Temp	CCT Settable	3000K or 4000K	

Lifetime (Hours) 25000 Hours

LED lamps included with all LED fittings

Resin Body

BLACK (A)

PMMA diffuser

CLEAR (X)



Products supplied as standard in component form.
Technical LED lamp details on page 192 & 196.

E27 HIGH POWER LED

INDOOR & OUTDOOR USE

- 30 +80 °C
- 90% Humidity

VOLTAGE SURGE RESISTANT



Available with:

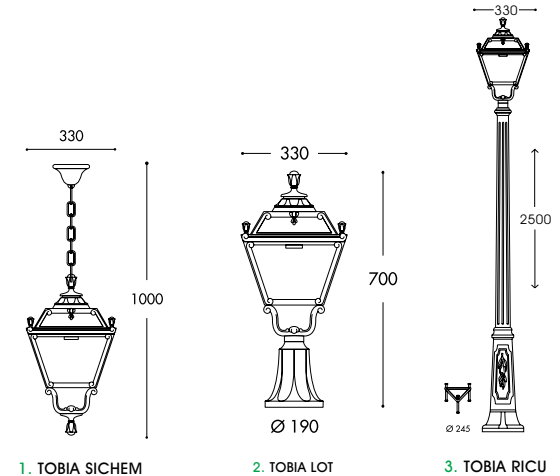


E27 LED



High Power LED

ANTI-RUST
LIFETIME
GUARANTEE
AGAINST CORROSION
NO PAINTING
REQUIRED



1. TOBIA SICHEM

Product	Lamp	Colour	3000K	4000K
Tobia Sicchem	E27	Black/Clear	Q33.121.AX.E27	Q33.121.AX.E27
Tobia Sicchem	11W LED E27	Black/Clear	Q33.121.AX.T1K	Q33.121.AX.T1K
Tobia Sicchem	15W E27 High Power LED	Black/Clear	Q33.121.AX.R1R	Q33.121.AX.R1L
Tobia Sicchem	30W E27 High Power LED	Black/Clear	Q33.121.AX.Q1R	Q33.121.AX.Q1L

2. TOBIA LOT

Product	Lamp	Colour	3000K	4000K
Tobia Lot	E27	Black/Clear	Q33.113.AX.E27	Q33.113.AX.E27
Tobia Lot	11W LED E27	Black/Clear	Q33.113.AX.T1K	Q33.113.AX.T1K
Tobia Lot	15W E27 High Power LED	Black/Clear	Q33.113.AX.R1R	Q33.113.AX.R1L
Tobia Lot	30W E27 High Power LED	Black/Clear	Q33.113.AX.Q1R	Q33.113.AX.Q1L

3. TOBIA RICU

Product	Lamp	Colour	3000K	4000K
Tobia Ricu	E27	Black/Clear	Q33.157.AX.E27	Q33.157.AX.E27
Tobia Ricu	11W LED E27	Black/Clear	Q33.157.AX.T1K	Q33.157.AX.T1K
Tobia Ricu	15W E27 High Power LED	Black/Clear	Q33.157.AX.R1R	Q33.157.AX.R1L
Tobia Ricu	30W E27 High Power LED	Black/Clear	Q33.157.AX.Q1R	Q33.157.AX.Q1L

Additional Options Available (available in all Tobia range):
Photocell Adaption for all options above ASB-PHOTOCEL

Posts 2.5m and above (excluding lantern height) are supplied with inspection door

Available Lamp Options:

- E27 Lampholder (Lamp not included)

LED Lamp Options:

LED Lamps	E27 LED	High Power (HIP)	High Power (HIP)
Power (W)	11W	15W	30W
110/240 V 50/60 Hz			
Luminous Flux	≤1200LM	≤1790LM	≤3400LM
Colour Temp	CCT Settable	3000K or 4000K	

Lifetime (Hours) 25000 Hours

LED lamps included with all LED fittings

Resin Body

BLACK (A)

PMMA diffuser

CLEAR (X)



Products supplied as standard in component form.
Technical LED lamp details on page 192 & 196.

E27 HIGH POWER LED

INDOOR & OUTDOOR USE

- 30 +80 °C
- 90% Humidity

VOLTAGE SURGE RESISTANT



Available with:

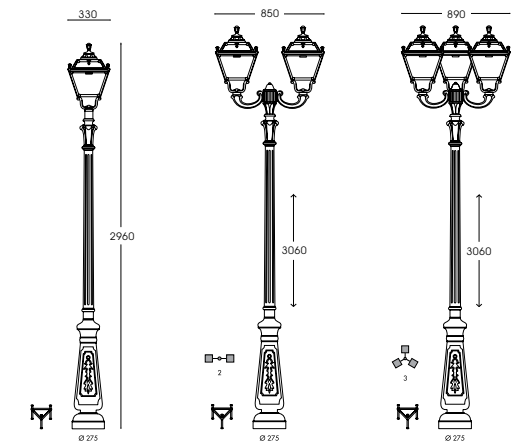


E27 LED



High Power LED

ANTI-RUST
LIFETIME
GUARANTEE
AGAINST CORROSION
NO PAINTING
REQUIRED



1. TOBIA NEBO

2. TOBIA NEBO-OFIR TWIN

3. TOBIA NEBO-OFIR TRIPLE

1. TOBIA NEBO

Product	Lamp	Colour	3000K	4000K
Tobia Nebo	E27	Black/Clear	Q33.202.AX.E27	Q33.202.AX.E27
Tobia Nebo	11W LED E27	Black/Clear	Q33.202.AX.T1K	Q33.202.AX.T1K
Tobia Nebo	15W E27 High Power LED	Black/Clear	Q33.202.AX.R1R	Q33.202.AX.R1L
Tobia Nebo	30W E27 High Power LED	Black/Clear	Q33.202.AX.Q1R	Q33.202.AX.Q1L

2. TOBIA NEBO-OFIR TWIN

Product	Lamp	Colour	3000K	4000K
Tobia Nebo-Ofir Twin	E27	Black/Clear	Q33.202.R20.AX.E27	Q33.202.R20.AX.E27
Tobia Nebo-Ofir Twin	2 x 11W LED E27	Black/Clear	Q33.202.R20.AX.T1K.MR	Q33.202.R20.AX.T1K.ML
Tobia Nebo-Ofir Twin	2 x 15W E27 High Power LED	Black/Clear	Q33.202.R20.AX.R1R.M	Q33.202.R20.AX.R1L.M
Tobia Nebo-Ofir Twin	2 x 30W E27 High Power LED	Black/Clear	Q33.202.R20.AX.Q1R.M	Q33.202.R20.AX.Q1L.M

3. TOBIA NEBO-OFIR TRIPLE

Product	Lamp	Colour	3000K	4000K
Tobia Nebo-Ofir Triple	E27	Black/Clear	Q33.202.R30.AX.E27	Q33.202.R30.AX.E27
Tobia Nebo-Ofir Triple	3 x 11W LED E27	Black/Clear	Q33.202.R30.AX.T1K.MR	Q33.202.R30.AX.T1K.ML
Tobia Nebo-Ofir Triple	3 x 15W E27 High Power LED	Black/Clear	Q33.202.R30.AX.R1R.M	Q33.202.R30.AX.R1L.M
Tobia Nebo-Ofir Triple	3 x 30W E27 High Power LED	Black/Clear	Q33.202.R30.AX.Q1R.M	Q33.202.R30.AX.Q1L.M

Additional Options Available (available in all Tobia range):

Photocell Adaption for all options above

ASB-PHOTOCEL

Posts 2.5m and above (excluding lantern height) are supplied with inspection door

Available Lamp Options:

- E27 Lampholder (Lamp not included)

LED Lamp Options:

LED Lamps	E27 LED	High Power (HIP)	High Power (HIP)
Power (W)	11W	15W	30W
110/240 V 50/60 Hz			
Luminous Flux	≤1200LM	≤1790LM	≤3400LM
Colour Temp	CCT Settable	3000K or 4000K	

Lifetime (Hours) 25000 Hours

LED lamps included with all LED fittings

Resin Body

BLACK (A)

PMMA diffuser

CLEAR (X)



Products supplied as standard in component form.
Technical LED lamp details on page 192 & 196.

E27 HIGH POWER LED

INDOOR & OUTDOOR USE

- 30 +80 °C
- 90% Humidity

VOLTAGE SURGE RESISTANT



Available with:



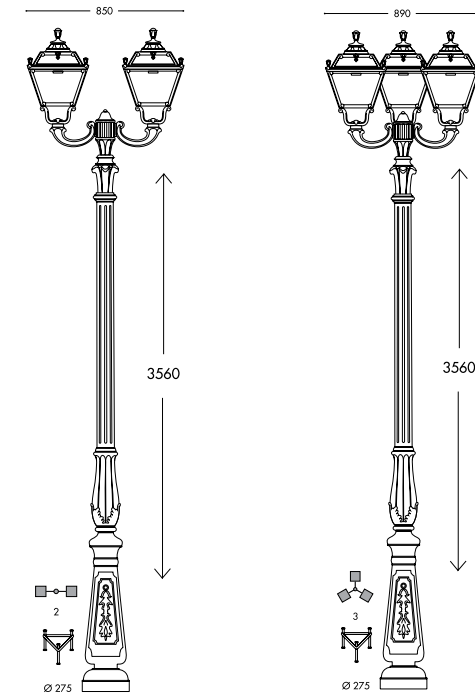
E27 LED



High Power LED



ANTI-RUST LIFETIME GUARANTEE AGAINST CORROSION NO PAINTING REQUIRED



1. TOBIA TABOR-OFIR TWIN

2. TOBIA TABOR-OFIR TRIPLE

1. TOBIA TABOR-OFIR TWIN

Product	Lamp	Colour	3000K	4000K
Tobia Tabor-Ofir Twin	E27	Black/Clear	Q33.205.R20.AX.E27	Q33.205.R20.AX.E27
Tobia Tabor-Ofir Twin	2 x 11W LED E27	Black/Clear	Q33.205.R20.AX.T1K.MR	Q33.205.R20.AX.T1K.ML
Tobia Tabor-Ofir Twin	2 x 15W E27 High Power LED	Black/Clear	Q33.205.R20.AX.R1R.M	Q33.205.R20.AX.R1L.M
Tobia Tabor-Ofir Twin	2 x 30W E27 High Power LED	Black/Clear	Q33.205.R20.AX.Q1R.M	Q33.205.R20.AX.Q1L.M

2. TOBIA TABOR-OFIR TRIPLE

Product	Lamp	Colour	3000K	4000K
Tobia Tabor-Ofir Triple	E27	Black/Clear	Q33.205.R30.AX.E27	Q33.205.R30.AX.E27
Tobia Tabor-Ofir Triple	3 x 11W LED E27	Black/Clear	Q33.205.R30.AX.T1K.MR	Q33.205.R30.AX.T1K.ML
Tobia Tabor-Ofir Triple	3 x 15W E27 High Power LED	Black/Clear	Q33.205.R30.AX.R1R.M	Q33.205.R30.AX.R1L.M
Tobia Tabor-Ofir Triple	3 x 30W E27 High Power LED	Black/Clear	Q33.205.R30.AX.Q1R.M	Q33.205.R30.AX.Q1L.M

Additional Options Available (available in all Tobia range):
 Photocell Adaption for all options above ASB-PHOTOCEL

Posts 2.5m and above (excluding lantern height) are supplied with inspection door

Available Lamp Options:

- E27 Lampholder (Lamp not included)

LED Lamp Options:

LED Lamps	E27 LED	High Power (HIP)	High Power (HIP)
Power (W)	11W	15W	30W
Luminous Flux	≤1200LM	≤1790LM	≤3400LM
Colour Temp	CCT Settable	3000K or 4000K	

Lifetime (Hours) 25000 Hours


LED lamps included with all LED fittings

Resin Body

BLACK (A)

PMMA diffuser

CLEAR (X)



Products supplied as standard in component form. Technical LED lamp details on page 192 & 196.

E27 HIGH POWER LED


INDOOR & OUTDOOR USE

- 30 +80 °C
- 90% Humidity

VOLTAGE SURGE RESISTANT



Available with:

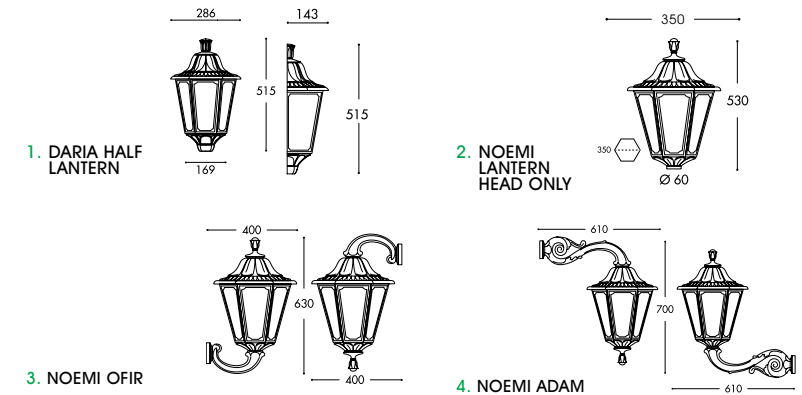


E27 LED



High Power LED

ANTI-RUST
LIFETIME
GUARANTEE
AGAINST CORROSION
NO PAINTING
REQUIRED



1. DARIA HALF LANTERN

Product	Lamp	Colour	3000K	4000K
Daria	E27	Black/Clear	M28.000.AX.E27	M28.000.AX.E27
Daria	11W LED E27	Black/Clear	M28.000.AX.T1K	M28.000.AX.T1K

2. NOEMI LANTERN HEAD ONLY

Product	Lamp	Colour	3000K	4000K
Noemi	E27	Black/Clear	E35.000.AX.E27	E35.000.AX.E27
Noemi	11W LED E27	Black/Clear	E35.000.AX.T1K	E35.000.AX.T1K
Noemi	15W E27 High Power LED	Black/Clear	E35.000.AX.R1R	E35.000.AX.R1L
Noemi	30W E27 High Power LED	Black/Clear	E35.000.AX.Q1R	E35.000.AX.Q1L

Adaptor below for mounting lantern onto an existing 76mm spigot post:

Internal Adaptor for 76mm column - 60mm Spigot	Galvanised	ASB-AD6360G
--	------------	-------------

3. NOEMI OFIR

Product	Lamp	Colour	3000K	4000K
Noemi Ofir	E27	Black/Clear	E35.132.AX.E27	E35.132.AX.E27
Noemi Ofir	11W LED E27	Black/Clear	E35.132.AX.T1K	E35.132.AX.T1K
Noemi Ofir	15W E27 High Power LED	Black/Clear	E35.132.AX.R1R	E35.132.AX.R1L
Noemi Ofir	30W E27 High Power LED	Black/Clear	E35.132.AX.Q1R	E35.132.AX.Q1L




4. NOEMI ADAM

Product	Lamp	Colour	3000K	4000K
Noemi Adam	E27	Black/Clear	E35.171.AX.E27	E35.171.AX.E27
Noemi Adam	11W LED E27	Black/Clear	E35.171.AX.T1K	E35.171.AX.T1K
Noemi Adam	15W E27 High Power LED	Black/Clear	E35.171.AX.R1R	E35.171.AX.R1L
Noemi Adam	30W E27 High Power LED	Black/Clear	E35.171.AX.Q1R	E35.171.AX.Q1L

Available Lamp Options:

- E27 Lampholder (Lamp not included)

LED Lamp Options:

LED Lamps			
Power (W)	11W	15W	30W
Luminous Flux	≤1200LM	≤1790LM	≤3400LM
Colour Temp	CCT Settable 3000K or 4000K		

Lifetime (Hours) 25000 Hours


LED lamps included with all LED fittings

Resin Body

BLACK (A)

PMMA diffuser

CLEAR (X)



Products supplied as standard in component form. Technical LED lamp details on page 192 & 196.

E27 HIGH POWER LED

INDOOR & OUTDOOR USE


- 30 +80 °C
- 90% Humidity

VOLTAGE SURGE RESISTANT





Available with:



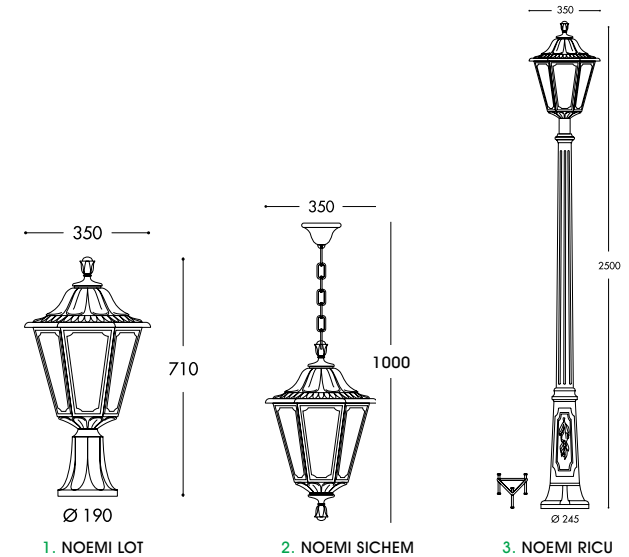
E27 LED



High Power LED



ANTI-RUST
LIFETIME GUARANTEE
AGAINST CORROSION
NO PAINTING REQUIRED



1. NOEMI LOT

Product	Lamp	Colour	3000K	4000K
Noemi Lot	E27	Black/Clear	E35.113.AX.E27	E35.113.AX.E27
Noemi Lot	11W LED E27	Black/Clear	E35.113.AX.T1K	E35.113.AX.T1K
Noemi Lot	15W E27 High Power LED	Black/Clear	E35.113.AX.R1R	E35.113.AX.R1L
Noemi Lot	30W E27 High Power LED	Black/Clear	E35.113.AX.Q1R	E35.113.AX.Q1L

2. NOEMI SICHEM

Product	Lamp	Colour	3000K	4000K
Noemi SicheM	E27	Black/Clear	E35.121.AX.E27	E35.121.AX.E27
Noemi SicheM	11W LED E27	Black/Clear	E35.121.AX.T1K	E35.121.AX.T1K
Noemi SicheM	15W E27 High Power LED	Black/Clear	E35.121.AX.R1R	E35.121.AX.R1L
Noemi SicheM	30W E27 High Power LED	Black/Clear	E35.121.AX.Q1R	E35.121.AX.Q1L

3. NOEMI RICU

Product	Lamp	Colour	3000K	4000K
Noemi Ricu	E27	Black/Clear	E35.157.AX.E27	E35.157.AX.E27
Noemi Ricu	11W LED E27	Black/Clear	E35.157.AX.T1K	E35.157.AX.T1K
Noemi Ricu	15W E27 High Power LED	Black/Clear	E35.157.AX.R1R	E35.157.AX.R1L
Noemi Ricu	30W E27 High Power LED	Black/Clear	E35.157.AX.Q1R	E35.157.AX.Q1L

Available Lamp Options:

- E27 Lampholder (Lamp not included)

LED Lamp Options:

LED Lamps	E27 LED	High Power (HIP)	High Power (HIP)
Power (W)	11W	15W	30W
110/240 V 50/60 Hz			
Luminous Flux	≤1200LM	≤1790LM	≤3400LM
Colour Temp	CCT Settable	3000K or 4000K	

Lifetime (Hours) 25000 Hours

LED lamps included with all LED fittings

Resin Body

BLACK (A)

PMMA diffuser

CLEAR (X)



Products supplied as standard in component form.
Technical LED lamp details on page 192 & 196.

E27 HIGH POWER LED


INDOOR & OUTDOOR USE

- 30 +80 °C
- 90% Humidity

VOLTAGE SURGE RESISTANT



Available with:

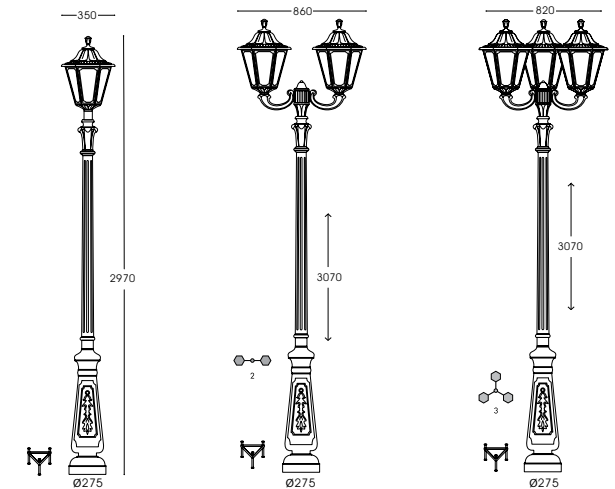


E27 LED



High Power LED

ANTI-RUST
LIFETIME
GUARANTEE
AGAINST CORROSION
NO PAINTING
REQUIRED



1. NOEMI NEBO
2. NOEMI NEBO-OFIR TWIN
3. NOEMI NEBO-OFIR TRIPLE

1. NOEMI NEBO

Product	Lamp	Colour	3000K	4000K
Noemi Nebo	E27	Black/Clear	E35.202.AX.E27	E35.202.AX.E27
Noemi Nebo	11W LED E27	Black/Clear	E35.202.AX.T1K	E35.202.AX.T1K
Noemi Nebo	15W E27 High Power LED	Black/Clear	E35.202.AX.R1R	E35.202.AX.R1L
Noemi Nebo	30W E27 High Power LED	Black/Clear	E35.202.AX.Q1R	E35.202.AX.Q1L

2. NOEMI NEBO-OFIR TWIN

Product	Lamp	Colour	3000K	4000K
Noemi Nebo-Ofir Twin	E27	Black/Clear	E35.202.R20.AX.E27	E35.202.R20.AX.E27
Noemi Nebo-Ofir Twin	2 x 11W LED E27	Black/Clear	E35.202.R20.AX.T1K.MR	E35.202.R20.AX.T1K.ML
Noemi Nebo-Ofir Twin	2 x 15W E27 High Power LED	Black/Clear	E35.202.R20.AX.R1R.M	E35.202.R20.AX.R1L.M
Noemi Nebo-Ofir Twin	2 x 30W E27 High Power LED	Black/Clear	E35.202.R20.AX.Q1R.M	E35.202.R20.AX.Q1L.M

3. NOEMI NEBO-OFIR TRIPLE




Product	Lamp	Colour	3000K	4000K
Noemi Nebo-Ofir Triple	E27	Black/Clear	E35.202.R30.AX.E27	E35.202.R30.AX.E27
Noemi Nebo-Ofir Triple	3 x 11W LED E27	Black/Clear	E35.202.R30.AX.T1K.MR	E35.202.R30.AX.T1K.ML
Noemi Nebo-Ofir Triple	3 x 15W E27 High Power LED	Black/Clear	E35.202.R30.AX.R1R.M	E35.202.R30.AX.R1L.M
Noemi Nebo-Ofir Triple	3 x 30W E27 High Power LED	Black/Clear	E35.202.R30.AX.Q1R.M	E35.202.R30.AX.Q1L.M

Posts 2.5m and above (excluding lantern height) are supplied with inspection door

Available Lamp Options:

- E27 Lampholder (Lamp not included)

LED Lamp Options:

LED Lamps			
	E27 LED	High Power (HIP)	High Power (HIP)
Power (W)	11W	15W	30W
	110/240 V 50/60 Hz		
Luminous Flux	≤1200LM	≤1790LM	≤3400LM
Colour Temp	CCT Settable	3000K or 4000K	

Lifetime (Hours) 25000 Hours

LED lamps included with all LED fittings

Resin Body

BLACK (A)

PMMA diffuser

CLEAR (X)



Products supplied as standard in component form.
Technical LED lamp details on page 192 & 196.

E27 HIGH POWER LED

INDOOR & OUTDOOR USE

- 30 +80 °C
- 90% Humidity

VOLTAGE SURGE RESISTANT





Available with:

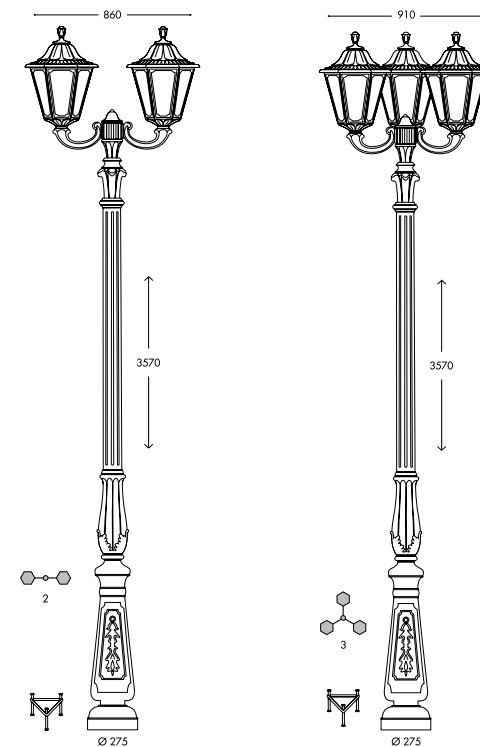


E27 LED



High Power LED

**ANTI-RUST
LIFETIME
GUARANTEE**
AGAINST CORROSION
NO PAINTING
REQUIRED



1. NOEMI TABOR-OFIR TWIN

2. NOEMI TABOR-OFIR TRIPLE

1. NOEMI TABOR-OFIR TWIN

Product	Lamp	Colour	3000K	4000K
Noemi Tabor-Ofir Twin	E27	Black/Clear	E35.205.R20.AX.E27	E35.205.R20.AX.E27
Noemi Tabor-Ofir Twin	2 x 11W LED E27	Black/Clear	E35.205.R20.AX.T1K.MR	E35.205.R20.AX.T1K.ML
Noemi Tabor-Ofir Twin	2 x 15W E27 High Power LED	Black/Clear	E35.205.R20.AX.R1R.M	E35.205.R20.AX.R1L.M
Noemi Tabor-Ofir Twin	2 x 30W E27 High Power LED	Black/Clear	E35.205.R20.AX.Q1R.M	E35.205.R20.AX.Q1L.M

2. NOEMI TABOR-OFIR TRIPLE

Product	Lamp	Colour	3000K	4000K
Noemi Tabor-Ofir Triple	E27	Black/Clear	E35.205.R30.AX.E27	E35.205.R30.AX.E27
Noemi Tabor-Ofir Triple	3 x 11W LED E27	Black/Clear	E35.205.R30.AX.T1K.MR	E35.205.R30.AX.T1K.ML
Noemi Tabor-Ofir Triple	3 x 15W E27 High Power LED	Black/Clear	E35.205.R30.AX.R1R.M	E35.205.R30.AX.R1L.M
Noemi Tabor-Ofir Triple	3 x 30W E27 High Power LED	Black/Clear	E35.205.R30.AX.Q1R.M	E35.205.R30.AX.Q1L.M

Posts 2.5m and above (excluding lantern height) are supplied with inspection door

Available Lamp Options:

- E27 Lampholder (Lamp not included)

LED Lamp Options:

LED Lamps	E27 LED	High Power (HIP)	High Power (HIP)
Power (W) 110/240 V 50/60 Hz	11W	48W	60W
Luminous Flux	≤1200LM	≤5300LM	≤7200LM
Colour Temp	CCT Settable	3000K or 4000K	

Lifetime (Hours) 25000 Hours

LED lamps included with all LED fittings

Resin Body

BLACK (A)

PMMA diffuser

CLEAR (X)



Products supplied as standard in component form.
Technical LED lamp details on page 192 & 196.

E27 HIGH POWER LED

INDOOR & OUTDOOR USE

- 30 +80 °C
- 90% Humidity

VOLTAGE SURGE RESISTANT



Available with:

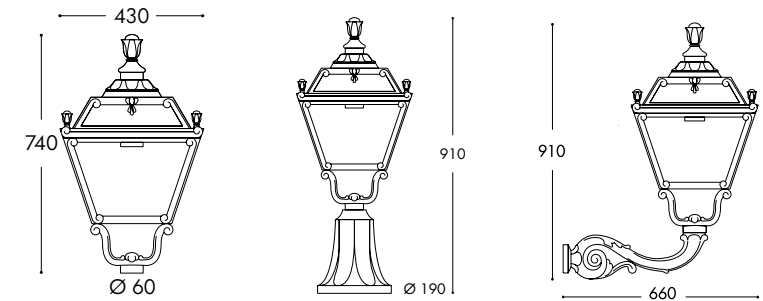


E27 LED



High Power LED

ANTI-RUST
LIFETIME
GUARANTEE
AGAINST CORROSION
NO PAINTING
REQUIRED



1. ELIA LANTERN HEAD ONLY

2. ELIA LOT

3. ELIA ADAM

1. ELIA LANTERN HEAD ONLY

Product	Lamp	Colour	3000K	4000K
Elia	E27	Black/Clear	Q43.000.AX.E27	Q43.000.AX.E27
Elia	11W LED E27	Black/Clear	Q43.000.AX.T1K	Q43.000.AX.T1K
Elia	48W E27 High Power LED	Black/Clear	Q43.000.AX.H1R	Q43.000.AX.H1L
Elia	60W E27 High Power LED	Black/Clear	Q43.000.AX.W1R	Q43.000.AX.W1L
Elia	24W Asymmetric Optic	Black/Clear	Q43.000.AX.T3R.M	Q43.000.AX.T3L.M
Elia	24W Street Light Optic	Black/Clear	Q43.000.AX.T4R.M	Q43.000.AX.T4L.M

Adaptor below for mounting lantern onto an existing 76mm spigot post:

External Adaptor for 76mm Column - 60mm Spigot	Galvanised	ASB-AD7660G
--	------------	-------------

2. ELIA LOT

Product	Lamp	Colour	3000K	4000K
Elia Lot	E27	Black/Clear	Q43.113.AX.E27	Q43.113.AX.E27
Elia Lot	11W LED E27	Black/Clear	Q43.113.AX.T1K	Q43.113.AX.T1K
Elia Lot	48W E27 High Power LED	Black/Clear	Q43.113.AX.H1R	Q43.113.AX.H1L
Elia Lot	60W E27 High Power LED	Black/Clear	Q43.113.AX.W1R	Q43.113.AX.W1L

3. ELIA ADAM

Product	Lamp	Colour	3000K	4000K
Elia Adam	E27	Black/Clear	Q43.171.AX.E27	Q43.171.AX.E27
Elia Adam	11W LED E27	Black/Clear	Q43.171.AX.T1K	Q43.171.AX.T1K
Elia Adam	48W E27 High Power LED	Black/Clear	Q43.171.AX.H1R	Q43.171.AX.H1L
Elia Adam	60W E27 High Power LED	Black/Clear	Q43.171.AX.W1R	Q43.171.AX.W1L

Additional Options Available (available in all Elia range):

Aluminium Louvred Breaklight for E27 options above	Chrome	H.FC6
Photocell Adaption for all options above		ASB-PHOTOCEL

Available Lamp Options:

- E27 Lampholder (Lamp not included)

LED Lamp Options:

LED Lamps	E27 LED	High Power (HIP)	High Power (HIP)
Power (W)	11W	48W	60W
Luminous Flux	≤1200LM	≤5300LM	≤7200LM
Colour Temp	CCT Settable	3000K or 4000K	

Lifetime (Hours) 25000 Hours

LED lamps included with all LED fittings

Resin Body

BLACK (A)

PMMA diffuser

CLEAR (X)



Products supplied as standard in component form. Technical LED lamp details on page 192 & 196.

E27 HIGH POWER LED

INDOOR & OUTDOOR USE

- 30 +80 °C
- 90% Humidity

VOLTAGE SURGE RESISTANT



Available with:

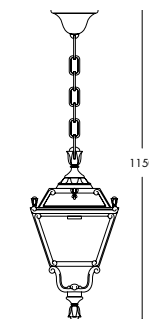


E27 LED



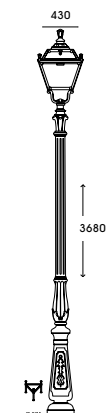
High Power LED

ANTI-RUST
LIFETIME
GUARANTEE
AGAINST CORROSION
NO PAINTING
REQUIRED



ELIA SICHEM

Product	Lamp	Colour	3000K	4000K
Elia SicheM	E27	Black/Clear	Q43.121.AX.E27	Q43.121.AX.E27
Elia SicheM	11W LED E27	Black/Clear	Q43.121.AX.T1K	Q43.121.AX.T1K
Elia SicheM	48W E27 High Power LED	Black/Clear	Q43.121.AX.H1R	Q43.121.AX.H1L
Elia SicheM	60W E27 High Power LED	Black/Clear	Q43.121.AX.W1R	Q43.121.AX.W1L



ELIA TABOR

Product	Lamp	Colour	3000K	4000K
Elia Tabor	E27	Black/Clear	Q43.205.AX.E27	Q43.205.AX.E27
Elia Tabor	11W LED E27	Black/Clear	Q43.205.AX.T1K	Q43.205.AX.T1K
Elia Tabor	48W E27 High Power LED	Black/Clear	Q43.205.AX.H1R	Q43.205.AX.H1L
Elia Tabor	60W E27 High Power LED	Black/Clear	Q43.205.AX.W1R	Q43.205.AX.W1L

Additional Options Available (available in all Elia range):

Aluminium Louvred Breaklight for E27 options above	Chrome	H.FC6
Photocell Adaption for all options above	ASB-PHOTOCEL	

Posts 2.5m and above (excluding lantern height) are supplied with inspection door

Available Lamp Options:

- E27 Lampholder (Lamp not included)

LED Lamps
LED E27

Power (W)
110/240 V
50/60 Hz
6W

Luminous Flux
800LM

Colour Temp
2700K (warm white)

Lifetime (Hours)
25000 Hours

Resin Body

BLACK (A)

PMMA diffuser

CLEAR (X)

OPAL (Y)



Products supplied as standard in component form.
Technical LED lamp details on page 194.

6W E27 FILAMENT LED

INDOOR & OUTDOOR USE

- -30 +80 °C
- 90% Humidity

VOLTAGE SURGE RESISTANT



Available in:

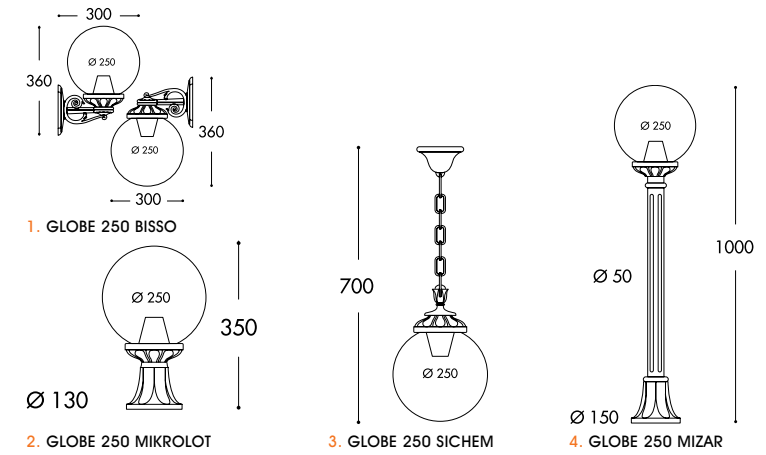


CLEAR (X)



OPAL (Y)

ANTI-RUST LIFETIME GUARANTEE AGAINST CORROSION NO PAINTING REQUIRED



1. GLOBE 250 BISSO

Product	Lamp	Colour	Code
Globe 250 Bisso	E27	Black/Opal	G25.131.AY.E27
Globe 250 Bisso	E27	Black/Clear	G25.131.AX.E27
Globe 250 Bisso	6W LED E27	Black/Opal	G25.131.AY.F1R
Globe 250 Bisso	6W LED E27	Black/Clear	G25.131.AX.F1R

2. GLOBE 250 MIKROLOT

Product	Lamp	Colour	Code
Globe 250 Mikrolot	E27	Black/Opal	G25.110.AY.E27
Globe 250 Mikrolot	E27	Black/Clear	G25.110.AX.E27
Globe 250 Mikrolot	6W LED E27	Black/Opal	G25.110.AY.F1R
Globe 250 Mikrolot	6W LED E27	Black/Clear	G25.110.AX.F1R

3. GLOBE 250 SICHEM

Product	Lamp	Colour	Code
Globe 250 Sichem	E27	Black/Opal	G25.120.AY.E27
Globe 250 Sichem	E27	Black/Clear	G25.120.AX.E27
Globe 250 Sichem	6W LED E27	Black/Opal	G25.120.AY.F1R
Globe 250 Sichem	6W LED E27	Black/Clear	G25.120.AX.F1R

4. GLOBE 250 MIZAR

Product	Lamp	Colour	Code
Globe 250 Mizar	E27	Black/Opal	G25.151.AY.E27
Globe 250 Mizar	E27	Black/Clear	G25.151.AX.E27
Globe 250 Mizar	6W LED E27	Black/Opal	G25.151.AY.F1R
Globe 250 Mizar	6W LED E27	Black/Clear	G25.151.AX.F1R

Available Lamp Options:

- E27 Lampholder (Lamp not included)

LED Lamps
LED E27

Power (W)
110/240 V
50/60 Hz
6W

Luminous Flux
800LM

Colour Temp
2700K (warm white)

Lifetime (Hours)
25000 Hours

Resin Body

BLACK (A)

PMMA diffuser

CLEAR (X)

OPAL (Y)



Products supplied as standard in component form.
Technical LED lamp details on page 194.

6W E27 FILAMENT LED
INDOOR & OUTDOOR USE

- 30 +80 °C
- 90% Humidity

VOLTAGE SURGE RESISTANT



Available in:



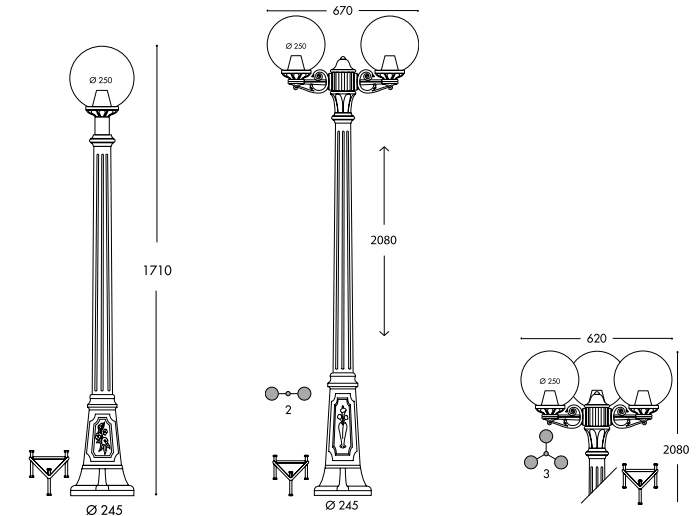
CLEAR (X)



OPAL (Y)



ANTI-RUST
LIFETIME GUARANTEE
AGAINST CORROSION
NO PAINTING REQUIRED



1. GLOBE 250 ARTU

2. GLOBE 250 GIGI-BISSO TWIN

3. GLOBE 250 GIGI-BISSO TRIPLE

1. GLOBE 250 ARTU

Product	Lamp	Colour	Code
Globe 250 Artu	E27	Black/Opal	G25.158.AY.E27
Globe 250 Artu	E27	Black/Clear	G25.158.AX.E27
Globe 250 Artu	6W LED E27	Black/Opal	G25.158.AY.F1R
Globe 250 Artu	6W LED E27	Black/Clear	G25.158.AX.F1R

2. GLOBE 250 GIGI-BISSO TWIN

Product	Lamp	Colour	Code
Globe 250 Gigi-Bisso Twin	E27	Black/Opal	G25.156.S20.AY.E27
Globe 250 Gigi-Bisso Twin	E27	Black/Clear	G25.156.S20.AX.E27
Globe 250 Gigi-Bisso Twin	2 x 6W LED E27	Black/Opal	G25.156.S20.AY.F1R
Globe 250 Gigi-Bisso Twin	2 x 6W LED E27	Black/Clear	G25.156.S20.AX.F1R

3. GLOBE 250 GIGI-BISSO TRIPLE

Product	Lamp	Colour	Code
Globe 250 Gigi-Bisso Triple	E27	Black/Opal	G25.156.S30.AY.E27
Globe 250 Gigi-Bisso Triple	E27	Black/Clear	G25.156.S30.AX.E27
Globe 250 Gigi-Bisso Triple	3 x 6W LED E27	Black/Opal	G25.156.S30.AY.F1R
Globe 250 Gigi-Bisso Triple	3 x 6W LED E27	Black/Clear	G25.156.S30.AX.F1R

Posts 2.5m and above (excluding lantern height) are supplied with inspection door

Available Lamp Options:

- E27 Lampholder (Lamp not included)

LED Lamps  LED E27

Power (W)
110/240 V
50/60 Hz **8.5W**

Luminous Flux
≤920LM

Colour Temp
The E27 lamps included are CCT settable. Can be set as 2700K/4000K/6500K

Lifetime (Hours)
25000 Hours

Resin Body

BLACK (A)

PMMA diffuser

CLEAR (X)

OPAL (Y)



Products supplied as standard in component form. Technical LED lamp details on page 192.

8.5W E27 A60 LED

INDOOR & OUTDOOR USE

- 30 +80 °C
- 90% Humidity

VOLTAGE SURGE RESISTANT



Available in:

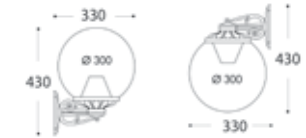


CLEAR (X)



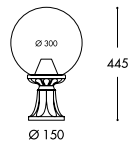
OPAL (Y)

ANTI-RUST
LIFETIME
GUARANTEE
AGAINST CORROSION
NO PAINTING
REQUIRED



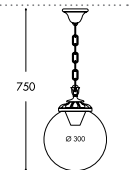
GLOBE 300 BISSO

Product	Lamp	Colour	Code
Globe 300 Bisso	E27	Black/Opal	G30.131.AY.E27
Globe 300 Bisso	E27	Black/Clear	G30.131.AX.E27
Globe 300 Bisso	8.5W LED E27	Black/Opal	G30.131.AY.V1K
Globe 300 Bisso	8.5W LED E27	Black/Clear	G30.131.AX.V1K



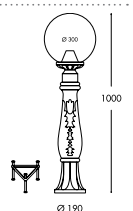
GLOBE 300 MINILOT

Product	Lamp	Colour	Code
Globe 300 Minilot	E27	Black/Opal	G30.111.AY.E27
Globe 300 Minilot	E27	Black/Clear	G30.111.AX.E27
Globe 300 Minilot	8.5W LED E27	Black/Opal	G30.111.AY.V1K
Globe 300 Minilot	8.5W LED E27	Black/Clear	G30.111.AX.V1K



GLOBE 300 SICHEM

Product	Lamp	Colour	Code
Globe 300 Sichern	E27	Black/Opal	G30.120.AY.E27
Globe 300 Sichern	E27	Black/Clear	G30.120.AX.E27
Globe 300 Sichern	8.5W LED E27	Black/Opal	G30.120.AY.V1K
Globe 300 Sichern	8.5W LED E27	Black/Clear	G30.120.AX.V1K



GLOBE 300 IAFET

Product	Lamp	Colour	Code
Globe 300 Iafet	E27	Black/Opal	G30.162.AY.E27
Globe 300 Iafet	E27	Black/Clear	G30.162.AX.E27
Globe 300 Iafet	8.5W LED E27	Black/Opal	G30.162.AY.V1K
Globe 300 Iafet	8.5W LED E27	Black/Clear	G30.162.AX.V1K

Available Lamp Options:

- E27 Lampholder (Lamp not included)

LED Lamps
LED E27

Power (W)
110/240 V
50/60 Hz
8.5W

Luminous Flux
≤920LM

Colour Temp
The E27 lamps included are CCT settable. Can be set as 2700K/4000K/6500K

Lifetime (Hours)
25000 Hours

Resin Body

BLACK (A)

PMMA diffuser

CLEAR (X)

OPAL (Y)



Products supplied as standard in component form. Technical LED lamp details on page 192.

8.5W E27 A60 LED

INDOOR & OUTDOOR USE

- 30 +80 °C
- 90% Humidity

VOLTAGE SURGE RESISTANT



Available in:

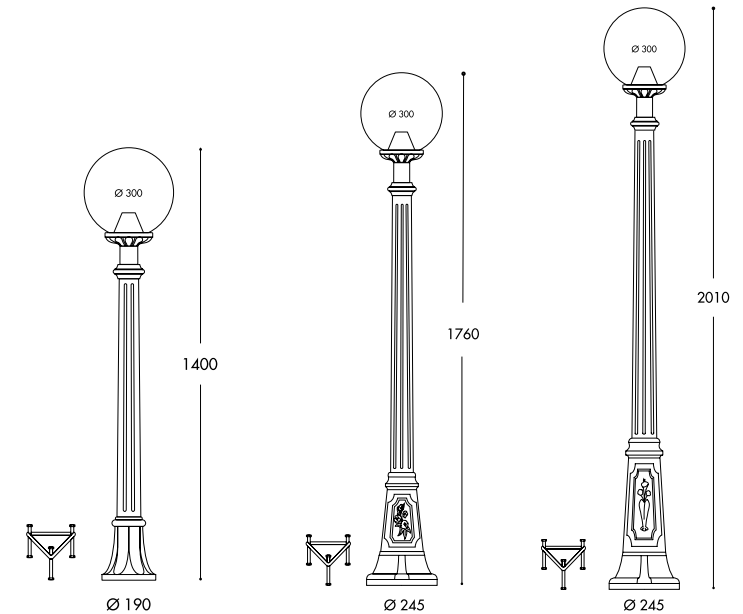



CLEAR (X)



OPAL (Y)

ANTI-RUST
LIFETIME
GUARANTEE
AGAINST CORROSION
NO PAINTING
REQUIRED



1. GLOBE 300 ALOE

2. GLOBE 300 ARTU

3. GLOBE 300 GIGI

1. GLOBE 300 ALOE

Product	Lamp	Colour	Code
Globe 300 Aloe	E27	Black/Opal	G30.163.AY.E27
Globe 300 Aloe	E27	Black/Clear	G30.163.AX.E27
Globe 300 Aloe	8.5W LED E27	Black/Opal	G30.163.AY.V1K
Globe 300 Aloe	8.5W LED E27	Black/Clear	G30.163.AX.V1K

2. GLOBE 300 ARTU

Product	Lamp	Colour	Code
Globe 300 Artu	E27	Black/Opal	G30.158.AY.E27
Globe 300 Artu	E27	Black/Clear	G30.158.AX.E27
Globe 300 Artu	8.5W LED E27	Black/Opal	G30.158.AY.V1K
Globe 300 Artu	8.5W LED E27	Black/Clear	G30.158.AX.V1K

3. GLOBE 300 GIGI

Product	Lamp	Colour	Code
Globe 300 Gigi	E27	Black/Opal	G30.156.AY.E27
Globe 300 Gigi	E27	Black/Clear	G30.156.AX.E27
Globe 300 Gigi	8.5W LED E27	Black/Opal	G30.156.AY.V1K
Globe 300 Gigi	8.5W LED E27	Black/Clear	G30.156.AX.V1K

Posts 2.5m and above (excluding lantern height) are supplied with inspection door

Available Lamp Options:

- E27 Lampholder (Lamp not included)

LED Lamps
LED E27

Power (W)
110/240 V
50/60 Hz
8.5W

Luminous Flux
≤920LM

Colour Temp
The E27 lamps included are CCT settable. Can be set as 2700K/4000K/6500K

Lifetime (Hours)
25000 Hours

Resin Body

BLACK (A)

PMMA diffuser

CLEAR (X)

OPAL (Y)



Products supplied as standard in component form. Technical LED lamp details on page 192.

8.5W E27 A60 LED

INDOOR & OUTDOOR USE

- 30 +80 °C
- 90% Humidity

VOLTAGE SURGE RESISTANT



Available in:

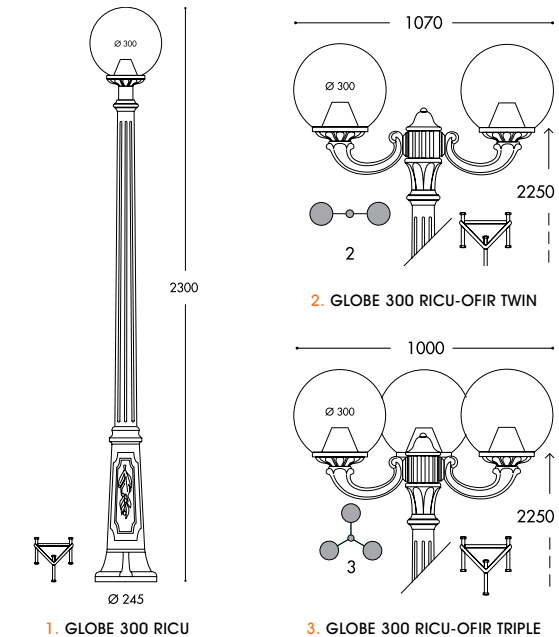



CLEAR (X)



OPAL (Y)

ANTI-RUST
LIFETIME GUARANTEE
AGAINST CORROSION
NO PAINTING REQUIRED



1. GLOBE 300 RICU

Product	Lamp	Colour	Code
Globe 300 Ricu	E27	Black/Opal	G30.157.AY.E27
Globe 300 Ricu	E27	Black/Clear	G30.157.AX.E27
Globe 300 Ricu	8.5W LED E27	Black/Opal	G30.157.AYV1K
Globe 300 Ricu	8.5W LED E27	Black/Clear	G30.157.AXV1K

2. GLOBE 300 RICU-OFIR TWIN

Product	Lamp	Colour	Code
Globe 300 Ricu-Ofir Twin	E27	Black/Opal	G30.157.R20.AY.E27
Globe 300 Ricu-Ofir Twin	E27	Black/Clear	G30.157.R20.AX.E27
Globe 300 Ricu-Ofir Twin	2 x 8.5W LED E27	Black/Opal	G30.157.R20.AYV1K
Globe 300 Ricu-Ofir Twin	2 x 8.5W LED E27	Black/Clear	G30.157.R20.AXV1K

3. GLOBE 300 RICU-OFIR TRIPLE

Product	Lamp	Colour	Code
Globe 300 Ricu-Ofir Triple	E27	Black/Opal	G30.157.R30.AY.E27
Globe 300 Ricu-Ofir Triple	E27	Black/Clear	G30.157.R30.AX.E27
Globe 300 Ricu-Ofir Triple	3 x 8.5W LED E27	Black/Opal	G30.157.R30.AYV1K
Globe 300 Ricu-Ofir Triple	3 x 8.5W LED E27	Black/Clear	G30.157.R30.AXV1K

Posts 2.5m and above (excluding lantern height) are supplied with inspection door

Available Lamp Options:

- E27 Lampholder (Lamp not included)
- E27 Lampholder with Louvre (Lamp not included)

LED Lamps 
LED E27

Power (W)
110/240 V
50/60 Hz **11W**

Luminous Flux
≤1200LM

Colour Temp
The E27 lamps included are CCT settable. Can be set as 2700K/4000K/6500K

Lifetime (Hours)
25000 Hours

Resin Body

BLACK (A)

PMMA diffuser

CLEAR (X)

OPAL (Y)



Products supplied as standard in component form. Technical LED lamp details on page 192.

11W E27 A60 LED

INDOOR & OUTDOOR USE

- -30 +80 °C
- 90% Humidity

VOLTAGE SURGE RESISTANT



Available in:

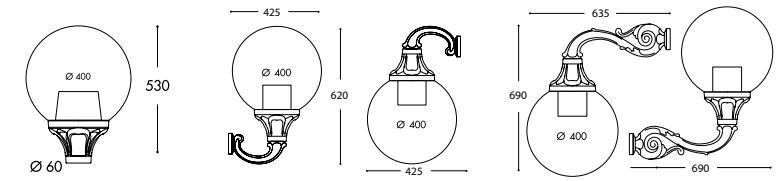


CLEAR (X) E27 with Louvre



OPAL (Y)

ANTI-RUST
LIFETIME
GUARANTEE
AGAINST CORROSION
NO PAINTING
REQUIRED



1. GLOBE 400 HEAD ONLY
2. GLOBE 400 OFIR
3. GLOBE 400 ADAM

1. GLOBE 400 HEAD ONLY

Product	Lamp	Colour	Code
Globe 400	E27	Black/Opal	G40.B40.AY.E27
Globe 400	E27 with Louvre	Black/Clear	G40.B40.AX.E27.FC1
Globe 400	11W LED E27	Black/Opal	G40.B40.AYT1K
Globe 400	11W LED E27 with Louvre	Black/Clear	G40.B40.AXT1K.FC1

Adaptor below for mounting lantern onto an existing 76mm spigot post:

Internal Adaptor for 76mm column - 60mm Spigot	Galvanised	ASB-AD6360G
--	------------	-------------

2. GLOBE 400 OFIR

Product	Lamp	Colour	Code
Globe 400 Ofir	E27	Black/Opal	G40.132.AY.E27
Globe 400 Ofir	E27 with Louvre	Black/Clear	G40.132.AX.E27.FC1
Globe 400 Ofir	11W LED E27	Black/Opal	G40.132.AYT1K
Globe 400 Ofir	11W LED E27 with Louvre	Black/Clear	G40.132.AXT1K.FC1

If mounting downward please change .FC1 to .FC6

3. GLOBE 400 ADAM

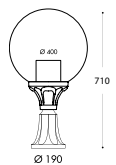
Product	Lamp	Colour	Code
Globe 400 Adam	E27	Black/Opal	G40.171.AY.E27
Globe 400 Adam	E27 with Louvre	Black/Clear	G40.171.AX.E27.FC1
Globe 400 Adam	11W LED E27	Black/Opal	G40.171.AYT1K
Globe 400 Adam	11W LED E27 with Louvre	Black/Clear	G40.171.AXT1K.FC1

If mounting downward please change .FC1 to .FC6

GLOBE 400 LOT

Product	Lamp	Colour	Code
Globe 400 Lot	E27	Black/Opal	G40.113.AY.E27
Globe 400 Lot	E27 with Louvre	Black/Clear	G40.113.AX.E27.FC1
Globe 400 Lot	11W LED E27	Black/Opal	G40.113.AYT1K
Globe 400 Lot	11W LED E27 with Louvre	Black/Clear	G40.113.AXT1K.FC1

Globe 500 is also available - please enquire for further details



CLASSIC GLOBE

CLASSIC GLOBE

Available Lamp Options:

- E27 Lampholder (Lamp not included)
- E27 Lampholder with Louvre (Lamp not included)

LED Lamps 
LED E27

Power (W)
110/240 V
50/60 Hz **11W**

Luminous Flux
≤1200LM

Colour Temp The E27 lamps included are CCT settable. Can be set as 2700K/4000K/6500K

Lifetime (Hours) 25000 Hours

Resin Body

BLACK (A)

PMMA diffuser

CLEAR (X)

OPAL (Y)



Products supplied as standard in component form. Technical LED lamp details on page 192.

11W E27 A60 LED	
INDOOR & OUTDOOR USE	
• -30 +80 °C	
• 90% Humidity	
VOLTAGE SURGE RESISTANT	



Available in:



CLEAR (X)

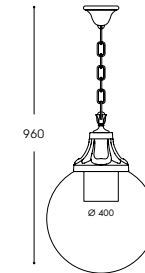
E27 with Louvre



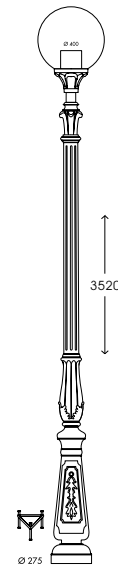
OPAL (Y)



ANTI-RUST
LIFETIME
GUARANTEE
AGAINST CORROSION
NO PAINTING
REQUIRED



1. GLOBE 400 SICHEM



2. GLOBE 400 TABOR

1. GLOBE 400 SICHEM

Product	Lamp	Colour	Code
Globe 400 SicheM	E27	Black/Opal	G40.121.AY.E27
Globe 400 SicheM	E27 with Louvre	Black/Clear	G40.121.AX.E27.FC6
Globe 400 SicheM	11W LED E27	Black/Opal	G40.121.AYT1K
Globe 400 SicheM	11W LED E27 with Louvre	Black/Clear	G40.121.AX.T1K.FC6


2. GLOBE 400 TABOR

Product	Lamp	Colour	Code
Globe 400 Tabor	E27	Black/Opal	G40.205.AY.E27
Globe 400 Tabor	E27 with Louvre	Black/Clear	G40.205.AX.E27.FC1
Globe 400 Tabor	11W LED E27	Black/Opal	G40.205.AYT1K
Globe 400 Tabor	11W LED E27 with Louvre	Black/Clear	G40.205.AX.T1K.FC1

Posts 2.5m and above (excluding lantern height) are supplied with inspection door
Globe 500 is also available - please enquire for further details

Available Lamp Options:

- E27 Lampholder (Lamp not included)
- E27 Lampholder with Louvre (Lamp not included)

LED Lamps 
LED E27

Power (W)
110/240 V
50/60 Hz **11W**

Luminous Flux
≤1200LM

Colour Temp
The E27 lamps included are CCT settable. Can be set as 2700K/4000K/6500K

Lifetime (Hours)
25000 Hours

Resin Body

BLACK (A)

PMMA diffuser

CLEAR (X)

OPAL (Y)



Products supplied as standard in component form. Technical LED lamp details on page 192.

11W E27 A60 LED

INDOOR & OUTDOOR USE

- -30 +80 °C
- 90% Humidity

VOLTAGE SURGE RESISTANT



Available in:



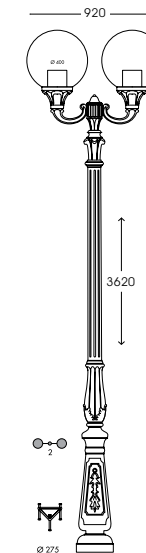
CLEAR (X)

E27 with Louvre

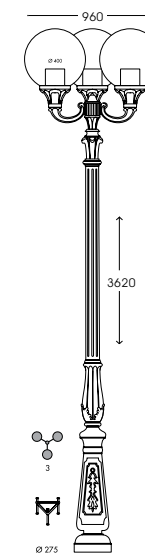


OPAL (Y)

ANTI-RUST
LIFETIME
GUARANTEE
AGAINST CORROSION
NO PAINTING
REQUIRED



1. GLOBE 400 TABOR-OFIR TWIN



2. GLOBE 400 TABOR-OFIR TRIPLE

1. GLOBE 400 TABOR-OFIR TWIN

Product	Lamp	Colour	Code
Globe 400 Tabor-Ofir Twin	E27	Black/Opal	G40.205.R20.AY.E27.M
Globe 400 Tabor-Ofir Twin	E27 with Louvre	Black/Clear	G40.205.R20.AX.E27.FC1.M
Globe 400 Tabor-Ofir Twin	2 x 11W LED E27	Black/Opal	G40.205.R20.AY.T1K.M
Globe 400 Tabor-Ofir Twin	2 x 11W LED E27 with Louvre	Black/Clear	G40.205.R20.AX.T1K.FC1.M

2. GLOBE 400 TABOR-OFIR TRIPLE

Product	Lamp	Colour	Code
Globe 400 Tabor-Ofir Triple	E27	Black/Opal	G40.205.R30.AY.E27.M
Globe 400 Tabor-Ofir Triple	E27 with Louvre	Black/Clear	G40.205.R30.AX.E27.FC1.M
Globe 400 Tabor-Ofir Triple	3 x 11W LED E27	Black/Opal	G40.205.R30.AY.T1K.M
Globe 400 Tabor-Ofir Triple	3 x 11W LED E27 with Louvre	Black/Clear	G40.205.R30.AX.T1K.FC1.M

Posts 2.5m and above (excluding lantern height) are supplied with inspection door
Globe 500 is also available - please enquire for further details

Some of our projects



URBAN MODERN



“

Thank you - It was a great job and the customer is having more of these fittings installed.

Available Lamp Options:

LED Lamps		
	High Power (HIP)	High Power (HIP)
Power (W)	30W	48W
	110/240 V 50/60 Hz	
Luminous Flux	≤3400LM	≤5300LM

Colour Temp 4000K (white)

Lifetime (Hours) 25000 Hours

LED lamps included with all LED fittings

Resin Body

BLACK (A) GREY (L)

PMMA diffuser

CLEAR (X)



Products supplied as standard in component form. Technical LED lamp details on page 196.

E27 HIGH POWER LED	
INDOOR & OUTDOOR USE	
• -30 +80 °C	
• 90% Humidity	
VOLTAGE SURGE RESISTANT	



Available in:

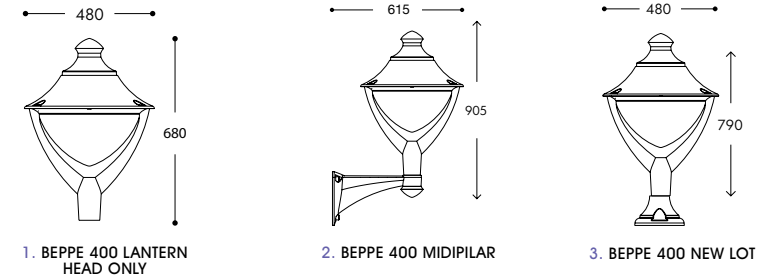


BLACK (A)



GREY (L)

ANTI-RUST
LIFETIME GUARANTEE
AGAINST CORROSION
NO PAINTING REQUIRED



1. BEPPE 400 LANTERN HEAD ONLY

Product	Lamp	Colour	Code
Beppe 400	30W E27 High Power LED	Black	P50.000.AX.Q1L
Beppe 400	30W E27 High Power LED	Grey	P50.000.LX.Q1L
Beppe 400	48W E27 High Power LED	Black	P50.000.AX.H1L
Beppe 400	48W E27 High Power LED	Grey	P50.000.LX.H1L

Adaptor below for mounting lantern onto an existing 76mm spigot post:

Internal Adaptor for 76mm column - 60mm Spigot	Galvanised	ASB-AD6360G
--	------------	-------------

2. BEPPE 400 MIDIPILAR

Product	Lamp	Colour	Code
Beppe 400 Midipilar	30W E27 High Power LED	Black	P50.254.AX.Q1L.M
Beppe 400 Midipilar	30W E27 High Power LED	Grey	P50.254.LX.Q1L.M
Beppe 400 Midipilar	48W E27 High Power LED	Black	P50.254.AX.H1L.M
Beppe 400 Midipilar	48W E27 High Power LED	Grey	P50.254.LX.H1L.M

3. BEPPE 400 NEW LOT

Product	Lamp	Colour	Code
Beppe 400 New Lot	30W E27 High Power LED	Black	P50.115.AX.Q1L
Beppe 400 New Lot	30W E27 High Power LED	Grey	P50.115.LX.Q1L
Beppe 400 New Lot	48W E27 High Power LED	Black	P50.115.AX.H1L
Beppe 400 New Lot	48W E27 High Power LED	Grey	P50.115.LX.H1L

Additional Options Available (available in all Beppe range):



Photocell Adaption	ASB-PHOTOCEL
--------------------	--------------

Posts 2.5m and above (excluding lantern height) are supplied with inspection door

URBAN MODERN

URBAN MODERN

Available Lamp Options:

LED Lamps		
	High Power (HIP)	High Power (HIP)
Power (W)	30W	48W
	110/240 V 50/60 Hz	
Luminous Flux	≤3400LM	≤5300LM

Colour Temp 4000K (white)

Lifetime (Hours) 25000 Hours

LED lamps included with all LED fittings

Resin Body

BLACK (A)

PMMA diffuser

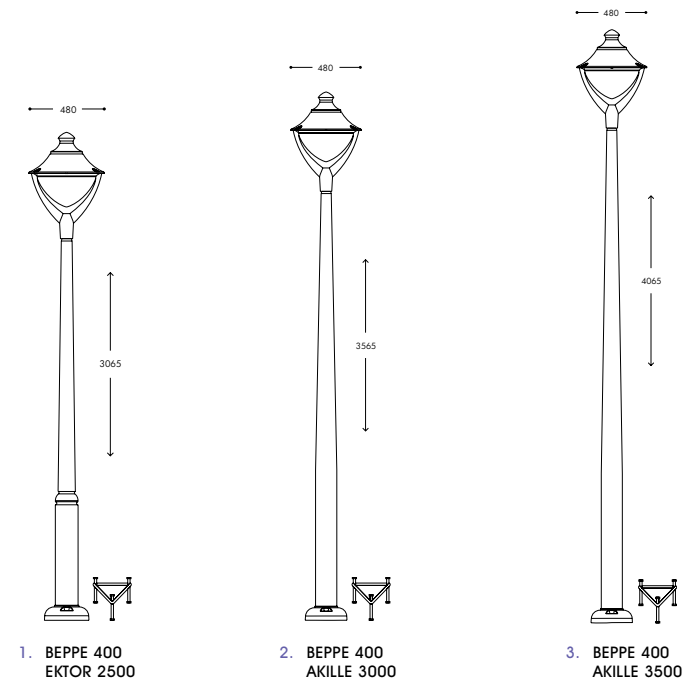
CLEAR (X)



Products supplied as standard in component form. Technical LED lamp details on page 196.

E27 HIGH POWER LED	
INDOOR & OUTDOOR USE	
• -30 +80 °C	
• 90% Humidity	
VOLTAGE SURGE RESISTANT	

ANTI-RUST
LIFETIME
GUARANTEE
AGAINST CORROSION
NO PAINTING
REQUIRED



1. BEPPE 400 EKTOR 2500

Product	Lamp	Colour	Code
Beppe 400 Ektor 2500	30W E27 High Power LED	Black	P50.362.AX.Q1L
Beppe 400 Ektor 2500	48W E27 High Power LED	Black	P50.362.AX.H1L

2. BEPPE 400 AKILLE 3000

Product	Lamp	Colour	Code
Beppe 400 Akille 3000	30W E27 High Power LED	Black	P50.415.AX.Q1L
Beppe 400 Akille 3000	48W E27 High Power LED	Black	P50.415.AX.H1L

3. BEPPE 400 AKILLE 3500



Product	Lamp	Colour	Code
Beppe 400 Akille 3500	30W E27 High Power LED	Black	P50.418.AX.Q1L
Beppe 400 Akille 3500	48W E27 High Power LED	Black	P50.418.AX.H1L

Additional Options Available (available in all Beppe range):

Photocell Adaption	ASB-PHOTOCEL
Fused Cut Out	ASB-HLX.25.TR1A.C3

Posts 2.5m and above (excluding lantern height) are supplied with inspection door

Available Lamp Options:

LED Lamps		
	High Power (HIP)	High Power (HIP)
Power (W)	30W	48W
	110/240 V 50/60 Hz	
Luminous Flux	≤3400LM	≤5300LM

Colour Temp 4000K (white)

Lifetime (Hours) 25000 Hours

LED lamps included with all LED fittings

Resin Body

BLACK (A) GREY (L)

PMMA diffuser

CLEAR (X)



Products supplied as standard in component form. Technical LED lamp details on page 196.

E27 HIGH POWER LED	
INDOOR & OUTDOOR USE	
• -30 +80 °C	
• 90% Humidity	
VOLTAGE SURGE RESISTANT	



Available in:

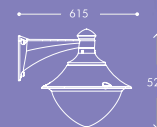
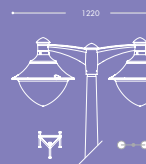


BLACK (A)



GREY (L)

ANTI-RUST
LIFETIME
GUARANTEE
AGAINST CORROSION
NO PAINTING
REQUIRED



VIVI 400 1L POST TOP ONLY

Product	Lamp	Colour	Code
Vivi 400 1L Post Top Only	30W E27 High Power LED	Black	V50.000.A10.AX.Q1L.M
Vivi 400 1L Post Top Only	30W E27 High Power LED	Grey	V50.000.A10.LX.Q1L.M
Vivi 400 1L Post Top Only	48W E27 High Power LED	Black	V50.000.A10.AX.H1L.M
Vivi 400 1L Post Top Only	48W E27 High Power LED	Grey	V50.000.A10.LX.H1L.M
Adaptor below for mounting post top onto an existing 76mm spigot post:			
Internal Adaptor for 76mm column - 60mm spigot		Galvanised	ASB-AD6360G

VIVI 400 2L POST TOP ONLY

Product	Lamp	Colour	Code
Vivi 400 2L Post Top Only	2 x 30W E27 High Power LED	Black	V50.000.A20.AX.Q1L.M
Vivi 400 2L Post Top Only	2 x 30W E27 High Power LED	Grey	V50.000.A20.LX.Q1L.M
Vivi 400 2L Post Top Only	2 x 48W E27 High Power LED	Black	V50.000.A20.AX.H1L.M
Vivi 400 2L Post Top Only	2 x 48W E27 High Power LED	Grey	V50.000.A20.LX.H1L.M
Adaptor below for mounting post top onto an existing 76mm spigot post:			
Internal Adaptor for 76mm column - 60mm spigot		Galvanised	ASB-AD6360G

VIVI 400 MIDIPILAR

Product	Lamp	Colour	Code
Vivi 400 Midipilar	30W E27 High Power LED	Black	V50.254.AX.Q1L.M
Vivi 400 Midipilar	30W E27 High Power LED	Grey	V50.254.LX.Q1L.M
Vivi 400 Midipilar	48W E27 High Power LED	Black	V50.254.AX.H1L.M
Vivi 400 Midipilar	48W E27 High Power LED	Grey	V50.254.LX.H1L.M

VIVI 400 NEW LOT

Product	Lamp	Colour	Code
Vivi 400 New Lot	30W E27 High Power LED	Black	V50.115.AX.Q1L.M
Vivi 400 New Lot	30W E27 High Power LED	Grey	V50.115.LX.Q1L.M
Vivi 400 New Lot	48W E27 High Power LED	Black	V50.115.AX.H1L.M
Vivi 400 New Lot	48W E27 High Power LED	Grey	V50.115.LX.H1L.M



Additional Options Available (available in all Vivi range):

Photocell Adaption ASB-PHOTOCEL

URBAN MODERN

URBAN MODERN

Available Lamp Options:


LED Lamps		
	High Power (HIP)	High Power (HIP)
Power (W)	30W	48W
	110/240 V 50/60 Hz	
Luminous Flux	≤3400LM	≤5300LM
Colour Temp	4000K (white)	
Lifetime (Hours)	25000 Hours	
LED lamps included with all LED fittings		

Resin Body

BLACK (A)

PMMA diffuser

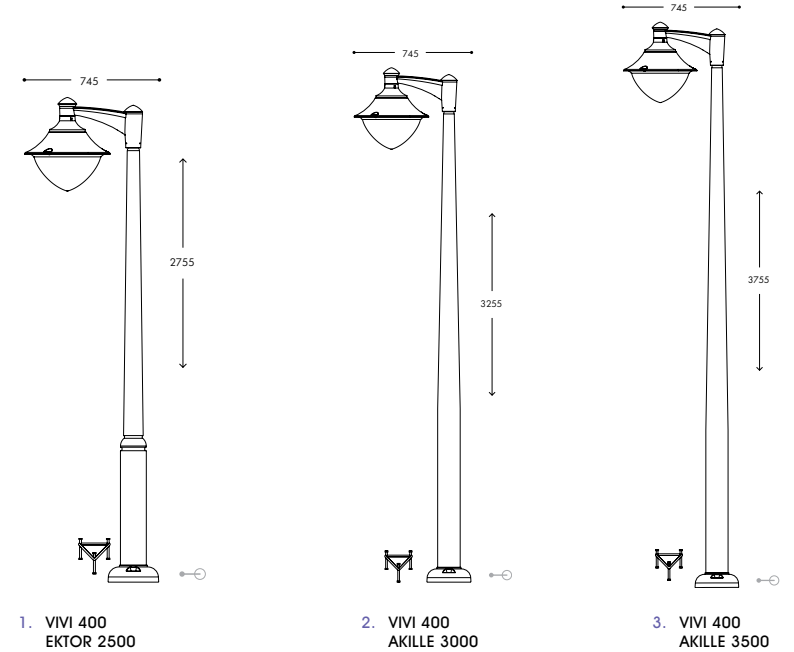
CLEAR (X)



Products supplied as standard in component form.
Technical LED lamp details on page 196.

E27 HIGH POWER LED	
INDOOR & OUTDOOR USE	
• -30 +80 °C	
• 90% Humidity	
VOLTAGE SURGE RESISTANT	

ANTI-RUST
LIFETIME
GUARANTEE
AGAINST CORROSION
NO PAINTING
REQUIRED



1. VIVI 400 EKTOR 2500

Product	Lamp	Colour	Code
Vivi 400 Ektor 2500	30W E27 High Power LED	Black	V50.362.A10.AX.Q1L.M
Vivi 400 Ektor 2500	48W E27 High Power LED	Black	V50.362.A10.AX.H1L.M

2. VIVI 400 AKILLE 3000

Product	Lamp	Colour	Code
Vivi 400 Akille 3000	30W E27 High Power LED	Black	V50.415.A10.AX.Q1L.M
Vivi 400 Akille 3000	48W E27 High Power LED	Black	V50.415.A10.AX.H1L.M

3. VIVI 400 AKILLE 3500



Product	Lamp	Colour	Code
Vivi 400 Akille 3500	30W E27 High Power LED	Black	V50.418.A10.AX.Q1L.M
Vivi 400 Akille 3500	48W E27 High Power LED	Black	V50.418.A10.AX.H1L.M

Additional Options Available (available in all Vivi range):

Photocell Adaption	ASB-PHOTOCEL
Fused Cut Out	ASB-HLX.25.TR1A.C3

Posts 2.5m and above (excluding lantern height) are supplied with inspection door

Available Lamp Options:

LED Lamps		
	High Power (HIP)	High Power (HIP)
Power (W)	30W	48W
	110/240 V 50/60 Hz	
Luminous Flux	≤3400LM	≤5300LM

Colour Temp 4000K (white)

Lifetime (Hours) 25000 Hours

LED lamps included with all LED fittings

Resin Body

BLACK (A)

PMMA diffuser

CLEAR (X)

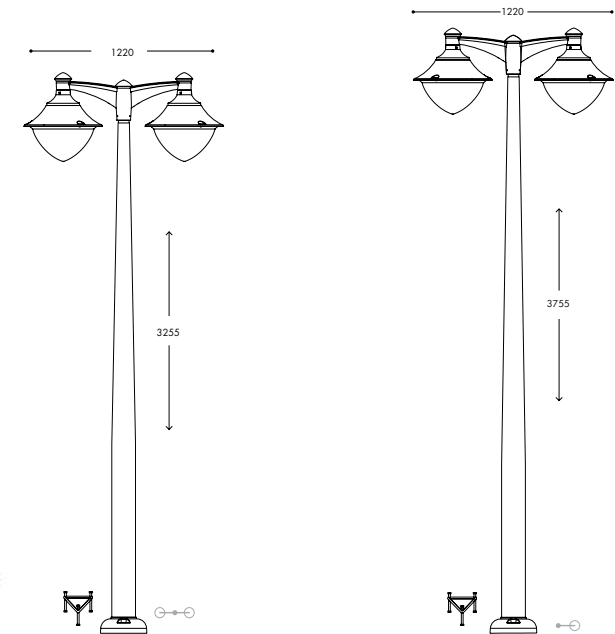


Products supplied as standard in component form. Technical LED lamp details on page 196.

E27 HIGH POWER LED	
INDOOR & OUTDOOR USE	
• -30 +80 °C	
• 90% Humidity	
VOLTAGE SURGE RESISTANT	



ANTI-RUST
LIFETIME
GUARANTEE
AGAINST CORROSION
NO PAINTING
REQUIRED



1. VIVI 400 AKILLE 3000 TWIN HEAD

2. VIVI 400 AKILLE 3500 TWIN HEAD

1. VIVI 400 AKILLE 3000 TWIN HEAD

Product	Lamp	Colour	Code
Vivi 400 Akille 3000 Twin Head	2 x 30W E27 High Power LED	Black	V50.415.A20.AX.Q1L.M
Vivi 400 Akille 3000 Twin Head	2 x 48W E27 High Power LED	Black	V50.415.A20.AX.H1L.M

2. VIVI 400 AKILLE 3500 TWIN HEAD

Product	Lamp	Colour	Code
Vivi 400 Akille 3500 Twin Head	2 x 30W E27 High Power LED	Black	V50.418.A20.AX.Q1L.M
Vivi 400 Akille 3500 Twin Head	2 x 48W E27 High Power LED	Black	V50.418.A20.AX.H1L.M

Additional Options Available (available in all Vivi range):

Photocell Adaption	ASB-PHOTOCEL
Fused Cut Out	ASB-HLX.25.TR1A.C3

Posts 2.5m and above (excluding lantern height) are supplied with inspection door

URBAN MODERN

URBAN MODERN

Available Lamp Options:

- E27 Lampholder (Lamp not included)
- E27 Lampholder with Louvre (Lamp not included)

Aluminium Louvred Breaklight (shown on right) E27 version is available with or without Louvre



LED Lamp Options:

LED Lamps:

- *Ceiling with 6 GX53 LED lamps included
6x7W **42W**
- *Ceiling with 6 GX53 LED lamps included
6x10W **60W**

Power (W): 110/240 V 50/60 Hz

Luminous Flux: ≤5850LM (42W), ≤8460LM (60W)

Colour Temp: 4000K (white)

Lifetime (Hours): 25000 Hours

LED lamps included with all LED fittings

Resin Body

BLACK (A) GREY (L)

PMMA diffuser

CLEAR (X)



Products supplied as standard in component form. Technical LED lamp details on page 186.



Available in:



BLACK (A) E27 with Louvre



GREY (L) E27 with Louvre

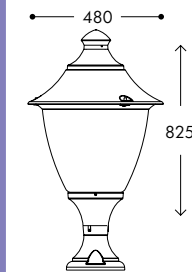
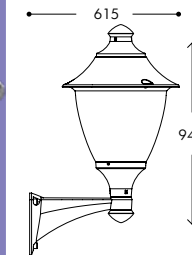
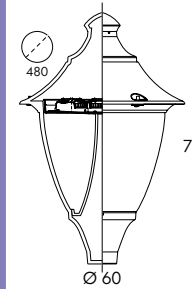


BLACK (A) GX53 LED



GREY (L) GX53 LED

ANTI-RUST
LIFETIME
GUARANTEE
AGAINST CORROSION
NO PAINTING
REQUIRED



GINO 400 LANTERN HEAD ONLY

Product	Lamp	Colour	Code
Gino 400	E27	Black	F50.000.AX.E27
Gino 400	E27	Grey	F50.000.LX.E27
Gino 400	E27 with Louvre	Black	F50.000.AX.E27.FC6
Gino 400	E27 with Louvre	Grey	F50.000.LX.E27.FC6
Gino 400	42W LED GX53	Black	F50.000.AX.C6K.ML
Gino 400	42W LED GX53	Grey	F50.000.LX.C6K.ML
Gino 400	60W LED GX53	Black	F50.000.AX.D6K.ML
Gino 400	60W LED GX53	Grey	F50.000.LX.D6K.ML

Adaptor below for mounting lantern onto an existing 76mm spigot post:

Internal Adaptor for 76mm column - 60mm Spigot	Galvanised	Code
		ASB-AD6360G

GINO 400 MIDIPILAR

Product	Lamp	Colour	Code
Gino 400 Midipilar	E27 with Louvre	Black	F50.254.AX.E27.FC6
Gino 400 Midipilar	E27 with Louvre	Grey	F50.254.LX.E27.FC6
Gino 400 Midipilar	42W LED GX53	Black	F50.254.AX.C6K.ML
Gino 400 Midipilar	42W LED GX53	Grey	F50.254.LX.C6K.ML
Gino 400 Midipilar	60W LED GX53	Black	F50.254.AX.D6K.ML
Gino 400 Midipilar	60W LED GX53	Grey	F50.254.LX.D6K.ML

GINO 400 NEW LOT

Product	Lamp	Colour	Code
Gino 400 New Lot	E27 with Louvre	Black	F50.115.AX.E27.FC6
Gino 400 New Lot	E27 with Louvre	Grey	F50.115.LX.E27.FC6
Gino 400 New Lot	42W LED GX53	Black	F50.115.AX.C6K.ML
Gino 400 New Lot	42W LED GX53	Grey	F50.115.LX.C6K.ML
Gino 400 New Lot	60W LED GX53	Black	F50.115.AX.D6K.ML
Gino 400 New Lot	60W LED GX53	Grey	F50.115.LX.D6K.ML

Additional Options Available (available in all Gino range):

Photocell Adaption	Code
	ASB-PHOTOCEL

Available Lamp Options:

- E27 Lampholder (Lamp not included)
- E27 Lampholder with Louvre (Lamp not included)

Aluminium Louvred Breaklight (shown on right) E27 version is available with or without Louvre



LED Lamp Options:

LED Lamps	Gino 400 LED
<p>*Ceiling with 6 GX53 LED lamps included 6x7W 42W 6x10W 60W</p>	<p>*Ceiling with 6 GX53 LED lamps included 6x10W 60W</p>
Power (W) 110/240 V 50/60 Hz	≤5850LM ≤8460LM

Colour Temp 4000K (white)

Lifetime (Hours) 25000 Hours

LED lamps included with all LED fittings

Resin Body

BLACK (A)

PMMA diffuser

CLEAR (X)



Products supplied as standard in component form. Technical LED lamp details on page 186.

Available in:



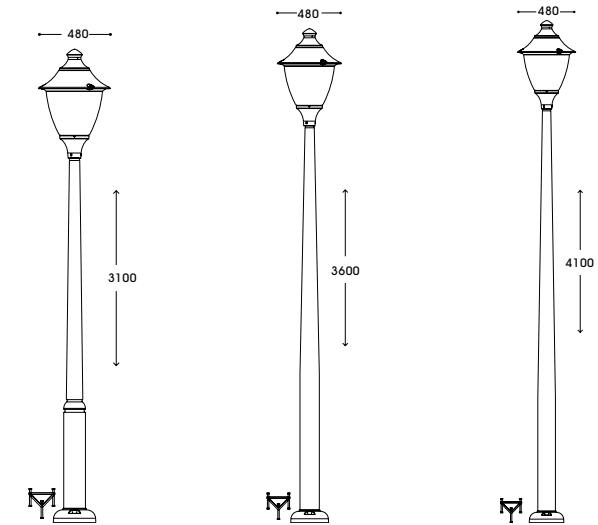
BLACK (A) E27 with Louvre



BLACK (A) GX53 LED



ANTI-RUST
LIFETIME
GUARANTEE
AGAINST CORROSION
NO PAINTING
REQUIRED



1. GINO 400 EKTOR 2500 2. GINO 400 AKILLE 3000 3. GINO 400 AKILLE 3500

1. GINO 400 EKTOR 2500

Product	Lamp	Colour	Code
Gino 400 Ektor 2500	E27 with Louvre	Black	F50.362.AX.E27.FC6
Gino 400 Ektor 2500	42W LED GX53	Black	F50.362.AX.C6K.ML
Gino 400 Ektor 2500	60W LED GX53	Black	F50.362.AX.D6K.ML

2. GINO 400 AKILLE 3000

Product	Lamp	Colour	Code
Gino 400 Akille 3000	E27 with Louvre	Black	F50.415.AX.E27.FC6
Gino 400 Akille 3000	42W LED GX53	Black	F50.415.AX.C6K.ML
Gino 400 Akille 3000	60W LED GX53	Black	F50.415.AX.D6K.ML

3. GINO 400 AKILLE 3500

Product	Lamp	Colour	Code
Gino 400 Akille 3500	E27 with Louvre	Black	F50.418.AX.E27.FC6
Gino 400 Akille 3500	42W LED GX53	Black	F50.418.AX.C6K.ML
Gino 400 Akille 3500	60W LED GX53	Black	F50.418.AX.D6K.ML

Additional Options Available (available in all Gino range):

Photocell Adaption	ASB-PHOTOCEL
Fused Cut Out	ASB-HLX.25.TR1A.C3

Posts 2.5m and above (excluding lantern height) are supplied with inspection door

URBAN MODERN

URBAN MODERN

Available Lamp Options:

- E27 Lampholder (Lamp not included)
- E27 Lampholder with Louvre (Lamp not included)

Aluminium Louvred Breaklight (shown on right)
E27 version is available with or without Louvre



LED Lamp Options:

LED Lamps	Gino 400 LED
 *Ceiling with 6 GX53 LED lamps included 6x7W 42W	 *Ceiling with 6 GX53 LED lamps included 6x10W 60W
Power (W) 110/240 V 50/60 Hz	Gino 400 LED
Luminous Flux ≤5850LM	≤8460LM

Colour Temp 4000K (white)

Lifetime (Hours) 25000 Hours

LED lamps included with all LED fittings

Resin Body

BLACK (A)

PMMA diffuser

CLEAR (X)



Products supplied as standard in component form.
Technical LED lamp details on page 186.

Available in:



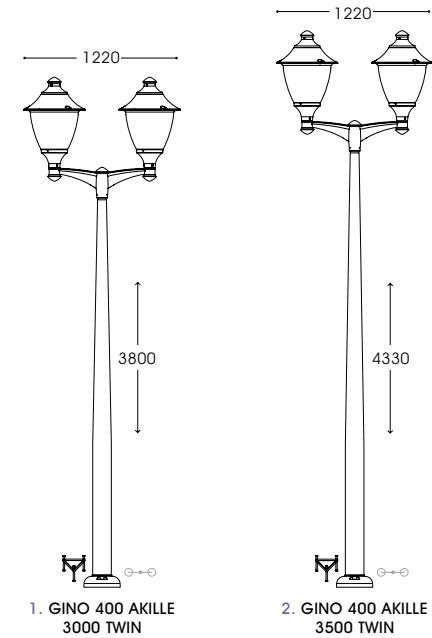
BLACK (A) E27 with Louvre



BLACK (A) GX53 LED



ANTI-RUST
LIFETIME
GUARANTEE
AGAINST CORROSION
NO PAINTING
REQUIRED



1. GINO 400 AKILLE 3000 TWIN HEAD

Product	Lamp	Colour	Code
Gino 400 Akille 3000 Twin	E27 with Louvre	Black	F50.415.A20.AX.E27.FC6
Gino 400 Akille 3000 Twin	2 x 42W LED GX53	Black	F50.415.A20.AX.C6K.ML
Gino 400 Akille 3000 Twin	2 x 60W LED GX53	Black	F50.415.A20.AX.D6K.ML

2. GINO 400 AKILLE 3500 TWIN HEAD

Product	Lamp	Colour	Code
Gino 400 Akille 3500 Twin	E27 with Louvre	Black	F50.418.A20.AX.E27.FC6
Gino 400 Akille 3500 Twin	2 x 42W LED GX53	Black	F50.418.A20.AX.C6K.ML
Gino 400 Akille 3500 Twin	2 x 60W LED GX53	Black	F50.418.A20.AX.D6K.ML

Additional Options Available (available in all Gino range):

Photocell Adaption	ASB-PHOTOCEL
Fused Cut Out	ASB-HLX.25.TR1A.C3

Posts 2.5m and above (excluding lantern height) are supplied with inspection door

URBAN MODERN

URBAN MODERN

Available Lamp Options:

- E27 Lampholder (Lamp not included)
- E27 Lampholder with Louvre (Lamp not included)

Aluminium Louvred Breaklight (shown on right)
E27 version is available with or without Louvre



LED Lamp Options:

LED Lamps	Remo 400 LED
 *Ceiling with 6 GX53 LED lamps included 6x7W 42W	 *Ceiling with 6 GX53 LED lamps included 6x10W 60W
Power (W) 110/240 V 50/60 Hz	
Luminous Flux	≤5850LM ≤8460LM

Colour Temp 4000K (white)

Lifetime (Hours) 25000 Hours

LED lamps included with all LED fittings

Resin Body

BLACK (A) GREY (L)

PMMA diffuser

CLEAR (X)



Products supplied as standard in component form.
Technical LED lamp details on page 186.

Available in:



BLACK (A) E27 with Louvre



GREY (L) E27 with Louvre

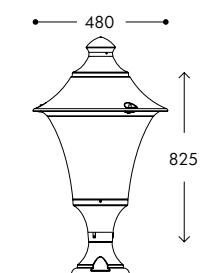
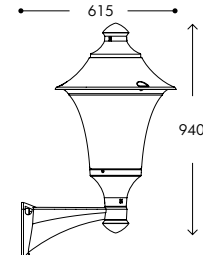
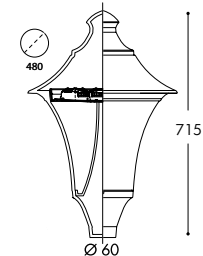


BLACK (A) GX53 LED



GREY (L) GX53 LED

ANTI-RUST
LIFETIME
GUARANTEE
AGAINST CORROSION
NO PAINTING
REQUIRED



REMO 400 LANTERN HEAD ONLY

Product	Lamp	Colour	Code
Remo 400	E27	Black	R50.000.AX.E27
Remo 400	E27	Grey	R50.000.LX.E27
Remo 400	E27 with Louvre	Black	R50.000.AX.E27.FC6
Remo 400	E27 with Louvre	Grey	R50.000.LX.E27.FC6
Remo 400	42W LED GX53	Black	R50.000.AX.C6K.ML
Remo 400	42W LED GX53	Grey	R50.000.LX.C6K.ML
Remo 400	60W LED GX53	Black	R50.000.AX.D6K.ML
Remo 400	60W LED GX53	Grey	R50.000.LX.D6K.ML

Adaptor below for mounting lantern onto an existing 76mm spigot post:
Internal Adaptor for 76mm column - 60mm Spigot Galvanised ASB-AD6360G

REMO 400 MIDIPILAR

Product	Lamp	Colour	Code
Remo 400 Midipilar	E27 with Louvre	Black	R50.254.AX.E27.FC6
Remo 400 Midipilar	E27 with Louvre	Grey	R50.254.LX.E27.FC6
Remo 400 Midipilar	42W LED GX53	Black	R50.254.AX.C6K.ML
Remo 400 Midipilar	42W LED GX53	Grey	R50.254.LX.C6K.ML
Remo 400 Midipilar	60W LED GX53	Black	R50.254.AX.D6K.ML
Remo 400 Midipilar	60W LED GX53	Grey	R50.254.LX.D6K.ML

REMO 400 NEW LOT

Product	Lamp	Colour	Code
Remo 400 New Lot	E27 with Louvre	Black	R50.115.AX.E27.FC6
Remo 400 New Lot	E27 with Louvre	Grey	R50.115.LX.E27.FC6
Remo 400 New Lot	42W LED GX53	Black	R50.115.AX.C6K.ML
Remo 400 New Lot	42W LED GX53	Grey	R50.115.LX.C6K.ML
Remo 400 New Lot	60W LED GX53	Black	R50.115.AX.D6K.ML
Remo 400 New Lot	60W LED GX53	Grey	R50.115.LX.D6K.ML

Additional Options Available (available in all Remo range):
Photocell Adaption ASB-PHOTOCEL

Available Lamp Options:

- E27 Lampholder (Lamp not included)
- E27 Lampholder with Louvre (Lamp not included)

Aluminium Louvred Breaklight (shown on right)
E27 version is available with or without Louvre



LED Lamp Options:

LED Lamps

Remo 400 LED

*Ceiling with 6 GX53 LED lamps included 6x7W **42W**

*Ceiling with 6 GX53 LED lamps included 6x10W **60W**

Power (W) 110/240 V 50/60 Hz

Luminous Flux ≤5850LM ≤8460LM

Colour Temp 4000K (white)

Lifetime (Hours) 25000 Hours

LED lamps included with all LED fittings

Resin Body

BLACK (A)

PMMA diffuser

CLEAR (X)



Products supplied as standard in component form.
Technical LED lamp details on page 186.



Available in:



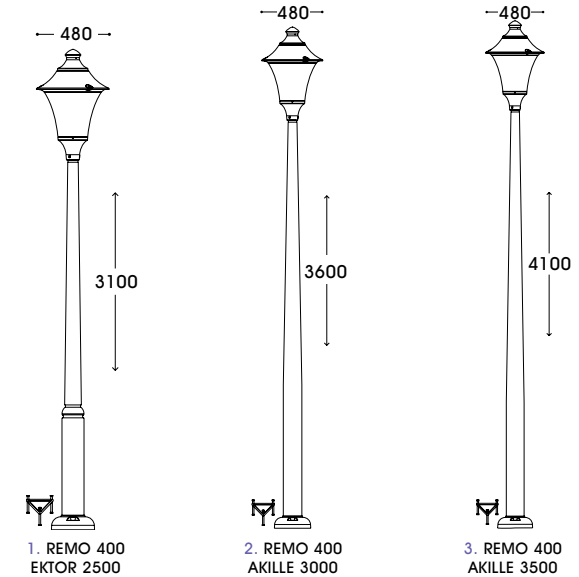
BLACK (A) E27 with Louvre



BLACK (A) GX53 LED



ANTI-RUST
LIFETIME
GUARANTEE
AGAINST CORROSION
NO PAINTING
REQUIRED



1. REMO 400 EKTOR 2500

Product	Lamp	Colour	Code
Remo 400 Ektor 2500	E27 with Louvre	Black	R50.362.AX.E27.FC6
Remo 400 Ektor 2500	42W LED GX53	Black	R50.362.AX.C6K.ML
Remo 400 Ektor 2500	60W LED GX53	Black	R50.362.AX.D6K.ML

2. REMO 400 AKILLE 3000

Product	Lamp	Colour	Code
Remo 400 Akille 3000	E27 with Louvre	Black	R50.415.AX.E27.FC6
Remo 400 Akille 3000	42W LED GX53	Black	R50.415.AX.C6K.ML
Remo 400 Akille 3000	60W LED GX53	Black	R50.415.AX.D6K.ML

3. REMO 400 AKILLE 3500

Product	Lamp	Colour	Code
Remo 400 Akille 3500	E27 with Louvre	Black	R50.418.AX.E27.FC6
Remo 400 Akille 3500	42W LED GX53	Black	R50.418.AX.C6K.ML
Remo 400 Akille 3500	60W LED GX53	Black	R50.418.AX.D6K.ML

Additional Options Available (available in all Remo range):

Photocell Adaption	ASB-PHOTOCEL
Fused Cut Out	ASB-HLX.25.TR1A.C3

Posts 2.5m and above (excluding lantern height) are supplied with inspection door

URBAN MODERN

URBAN MODERN

Available Lamp Options:

- E27 Lampholder (Lamp not included)
- E27 Lampholder with Louvre (Lamp not included)

Aluminium Louvred
Breaklight (shown on right)
E27 version is available with
or without Louvre



LED Lamp Options:

LED Lamps	Remo 400 LED
 *Ceiling with 6 GX53 LED lamps included 6x7W 42W	 *Ceiling with 6 GX53 LED lamps included 6x10W 60W
Power (W) 110/240 V 50/60 Hz	
Luminous Flux	
≤5850LM	≤8460LM

Colour Temp
4000K (white)

Lifetime (Hours)
25000 Hours

LED lamps included with all LED fittings

Resin Body

BLACK (A)

PMMA diffuser

CLEAR (X)



Products supplied as standard in component form.
Technical LED lamp details on page 186.

Available in:



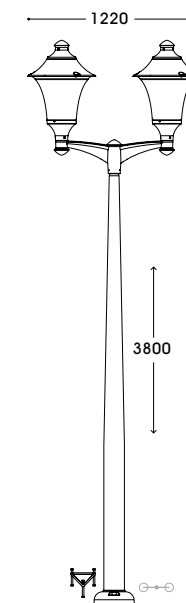
BLACK (A) E27 with Louvre



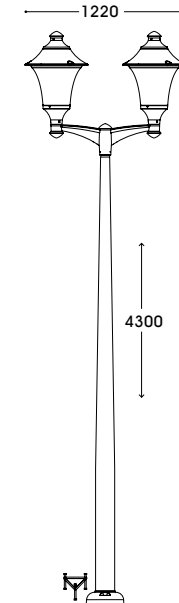
BLACK (A) GX53 LED



ANTI-RUST
LIFETIME
GUARANTEE
AGAINST CORROSION
NO PAINTING
REQUIRED



1. REMO 400 AKILLE 3000 TWIN



2. REMO 400 AKILLE 3500 TWIN

1. REMO 400 AKILLE 3000 TWIN HEAD

Product	Lamp	Colour	Code
Remo 400 Akille 3000 Twin	E27 with Louvre	Black	R50.415.A20.AX.E27.FC6
Remo 400 Akille 3000 Twin	2 x 42W LED GX53	Black	R50.415.A20.AX.C6K.ML
Remo 400 Akille 3000 Twin	2 x 60W LED GX53	Black	R50.415.A20.AX.D6K.ML

2. REMO 400 AKILLE 3500 TWIN HEAD

Product	Lamp	Colour	Code
Remo 400 Akille 3500 Twin	E27 with Louvre	Black	R50.418.A20.AX.E27.FC6
Remo 400 Akille 3500 Twin	2 x 42W LED GX53	Black	R50.418.A20.AX.C6K.ML
Remo 400 Akille 3500 Twin	2 x 60W LED GX53	Black	R50.418.A20.AX.D6K.ML

Additional Options Available (available in all Remo range):



Photocell Adaption	ASB-PHOTOCEL
Fused Cut Out	ASB-HLX.25.TR1A.C3

Posts 2.5m and above (excluding lantern height) are supplied with inspection door

URBAN MODERN

URBAN MODERN

LED Lamp Options:

LED Lamps		
	*Ceiling with 6 GX53 LED lamps included	*Ceiling with 6 GX53 LED lamps included
Power (W) 110/240 V 50/60 Hz	6x7W 42W	6x10W 60W

Luminous Flux	≤5850LM	≤8460LM
---------------	---------	---------

Colour Temp	4000K (white)
-------------	---------------

Lifetime (Hours)	25000 Hours
------------------	-------------

LED lamps included with all LED fittings

Resin Body



PMMA diffuser



Products supplied as standard in component form.
Technical LED lamp details on page 186.



Available in:

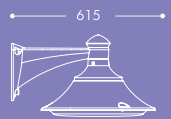

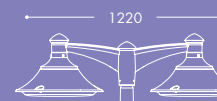
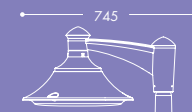


BLACK (A)



GREY (L)

ANTI-RUST
LIFETIME
GUARANTEE
AGAINST CORROSION
NO PAINTING
REQUIRED



ECOVIVI 400 1L POST TOP ONLY

Product	Lamp	Colour	Code
EcoVivi 400 1L Post Top	42W LED GX53	Black	EV4.000.A10.AX.C6K.ML
EcoVivi 400 1L Post Top	42W LED GX53	Grey	EV4.000.A10.LX.C6K.ML
EcoVivi 400 1L Post Top	60W LED GX53	Black	EV4.000.A10.AX.D6K.ML
EcoVivi 400 1L Post Top	60W LED GX53	Grey	EV4.000.A10.LX.D6K.ML
Adaptor below for mounting post top onto an existing 76mm spigot post:			
Internal Adaptor for 76mm column - 60mm spigot	Galvanised		ASB-AD6360G

ECOVIVI 400 2L POST TOP ONLY

Product	Lamp	Colour	Code
EcoVivi 400 2L Post Top	2 x 42W LED GX53	Black	EV4.000.A20.AX.C6K.ML
EcoVivi 400 2L Post Top	2 x 42W LED GX53	Grey	EV4.000.A20.LX.C6K.ML
EcoVivi 400 2L Post Top	2 x 60W LED GX53	Black	EV4.000.A20.AX.D6K.ML
EcoVivi 400 2L Post Top	2 x 60W LED GX53	Grey	EV4.000.A20.LX.D6K.ML
Adaptor below for mounting post top onto an existing 76mm spigot post:			
Internal Adaptor for 76mm column - 60mm spigot	Galvanised		ASB-AD6360G

ECOVIVI 400 MIDIPILAR

Product	Lamp	Colour	Code
EcoVivi 400 Midipilar	42W LED GX53	Black	EV4.254.AX.C6K.ML
EcoVivi 400 Midipilar	42W LED GX53	Grey	EV4.254.LX.C6K.ML
EcoVivi 400 Midipilar	60W LED GX53	Black	EV4.254.AX.D6K.ML
EcoVivi 400 Midipilar	60W LED GX53	Grey	EV4.254.LX.D6K.ML



ECOVIVI 400 NEW LOT

Product	Lamp	Colour	Code
EcoVivi 400 New Lot	42W LED GX53	Black	EV4.115.AX.C6K.ML
EcoVivi 400 New Lot	42W LED GX53	Grey	EV4.115.LX.C6K.ML
EcoVivi 400 New Lot	60W LED GX53	Black	EV4.115.AX.D6K.ML
EcoVivi 400 New Lot	60W LED GX53	Grey	EV4.115.LX.D6K.ML

Additional Option Available (available in all EcoVivi range):

Photocell Adaption	ASB-PHOTOCEL
--------------------	--------------

LED Lamp Options:

LED Lamps		
	*Ceiling with 6 GX53 LED lamps included	*Ceiling with 6 GX53 LED lamps included
Power (W)	6x7W	6x10W
110/240 V	42W	60W
50/60 Hz		
Luminous Flux	≤5850LM	≤8460LM
Colour Temp	4000K (white)	
Lifetime (Hours)	25000 Hours	

LED lamps included with all LED fittings

Resin Body

BLACK (A)

PMMA diffuser

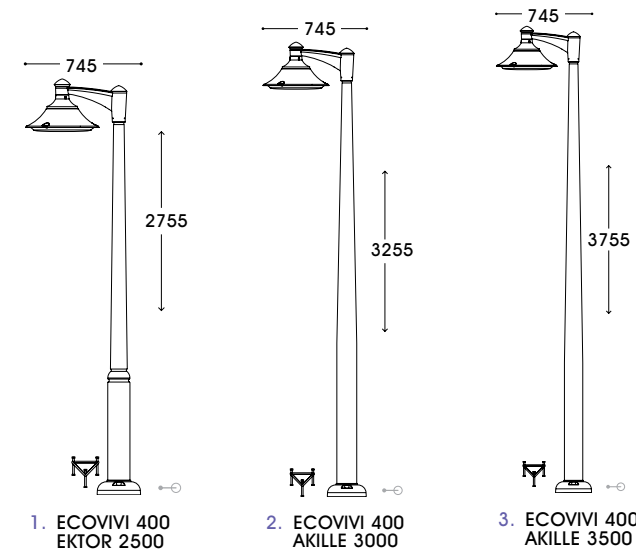
CLEAR (X)



Products supplied as standard in component form. Technical LED lamp details on page 186.



ANTI-RUST
LIFETIME
GUARANTEE
AGAINST CORROSION
NO PAINTING
REQUIRED



1. ECOVIVI 400 EKTOR 2500

Product	Lamp	Colour	Code
EcoVivi 400 Ektor 2500	42W LED GX53	Black	EV4.362.A10.AX.C6K.ML
EcoVivi 400 Ektor 2500	60W LED GX53	Black	EV4.362.A10.AX.D6K.ML

2. ECOVIVI 400 AKILLE 3000

Product	Lamp	Colour	Code
EcoVivi 400 Akille 3000	42W LED GX53	Black	EV4.415.A10.AX.C6K.ML
EcoVivi 400 Akille 3000	60W LED GX53	Black	EV4.415.A10.AX.D6K.ML

3. ECOVIVI 400 AKILLE 3500



Product	Lamp	Colour	Code
EcoVivi 400 Akille 3500	42W LED GX53	Black	EV4.418.A10.AX.C6K.ML
EcoVivi 400 Akille 3500	60W LED GX53	Black	EV4.418.A10.AX.D6K.ML

Additional Options Available (available in all Ecovivi range):

Photocell Adaption	ASB-PHOTOCEL
Fused Cut Out	ASB-HLX.25.TR1A.C3

Posts 2.5m and above (excluding lantern height) are supplied with inspection door

LED Lamp Options:

LED Lamps		
	*Ceiling with 6 GX53 LED lamps included	*Ceiling with 6 GX53 LED lamps included
Power (W)	6x7W	6x10W
110/240 V 50/60 Hz	42W	60W

Luminous Flux	≤5850LM	≤8460LM
---------------	---------	---------

Colour Temp	4000K (white)
-------------	---------------

Lifetime (Hours)	25000 Hours
------------------	-------------


LED lamps included with all LED fittings

Resin Body

BLACK (A)

PMMA diffuser

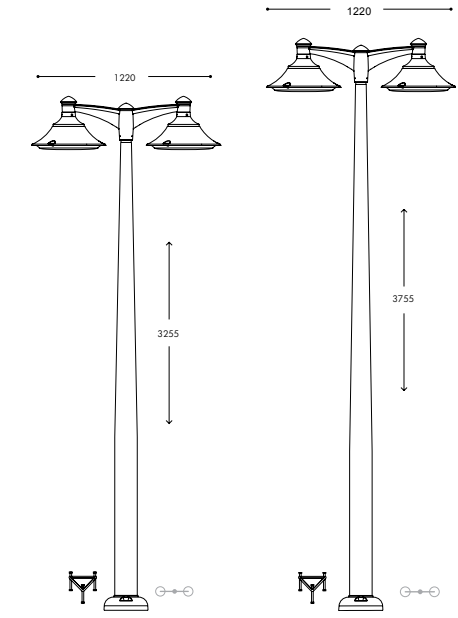
CLEAR (X)



Products supplied as standard in component form. Technical LED lamp details on page 186.



ANTI-RUST
LIFETIME
GUARANTEE
AGAINST CORROSION
NO PAINTING
REQUIRED



1. ECOVIVI 400 AKILLE 3000 TWIN HEAD

2. ECOVIVI 400 AKILLE 3500 TWIN HEAD

1. ECOVIVI 400 AKILLE 3000 TWIN HEAD

Product	Lamp	Colour	Code
EcoVivi 400 Akille 3000 Twin	2 x 42W LED GX53	Black	EV4.415.A20.AX.C6K.ML
EcoVivi 400 Akille 3000 Twin	2 x 60W LED GX53	Black	EV4.415.A20.AX.D6K.ML

2. ECOVIVI 400 AKILLE 3500 TWIN HEAD

Product	Lamp	Colour	Code
EcoVivi 400 Akille 3500 Twin	2 x 42W LED GX53	Black	EV4.418.A20.AX.C6K.ML
EcoVivi 400 Akille 3500 Twin	2 x 60W LED GX53	Black	EV4.418.A20.AX.D6K.ML

Additional Options Available (available in all Ecovivi range):

Photocell Adaption	ASB-PHOTOCEL
Fused Cut Out	ASB-HLX.25.TR1A.C3

Posts 2.5m and above (excluding lantern height) are supplied with inspection door

URBAN MODERN

URBAN MODERN

LED Lamp Options:

	Luigi 400 Lamps		Luigi 400-DR Lamps	
LED Lamps				
	*Ceiling with 6 GX53 LED lamps included	*Ceiling with 6 GX53 LED lamps included	High Power (HIP)	High Power (HIP)
Power (W)	6x7W	6x10W	30W	48W
110/240 V 50/60 Hz	42W	60W		
Luminous Flux	≤5850LM	≤8460LM	≤3400LM	≤5300LM

Colour Temp 4000K (white)

Lifetime (Hours) 25000 Hours

LED lamps included with all LED fittings

Resin Body

BLACK (A) GREY (L)

PMMA diffuser

CLEAR (X)



Products supplied as standard in component form. Technical LED lamp details on page 186 & 196.

E27 HIGH POWER LED	
INDOOR & OUTDOOR USE	
• -30 +80 °C	
• 90% Humidity	
VOLTAGE SURGE RESISTANT	

Available in:



BLACK (A) Luigi 400



GREY (L) Luigi 400

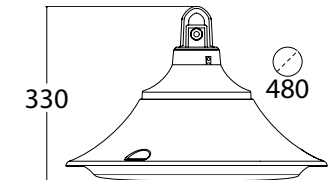


BLACK (A) Luigi 400-DR



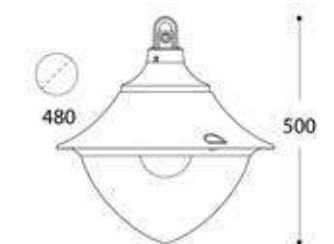
GREY (L) Luigi 400-DR

ANTI-RUST
LIFETIME
GUARANTEE
AGAINST CORROSION
NO PAINTING
REQUIRED



LUIGI 400 HIGHBAY

Product	Lamp	Colour	Code
Luigi 400	42W LED GX53	Black	L4F.128.AX.C6K.ML
Luigi 400	42W LED GX53	Grey	L4F.128.LX.C6K.ML
Luigi 400	60W LED GX53	Black	L4F.128.AX.D6K.ML
Luigi 400	60W LED GX53	Grey	L4F.128.LX.D6K.ML



LUIGI 400-DR HIGHBAY

Product	Lamp	Colour	Code
Luigi 400-DR	30W E27 High Power LED	Black	L41.128.AX.Q1L
Luigi 400-DR	30W E27 High Power LED	Grey	L41.128.LX.Q1L
Luigi 400-DR	48W E27 High Power LED	Black	L41.128.AX.H1L
Luigi 400-DR	48W E27 High Power LED	Grey	L41.128.LX.H1L

Additional Options Available (available in all Luigi range):

Photocell Adaption

ASB-PHOTOCEL

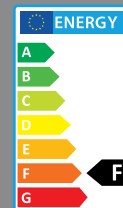
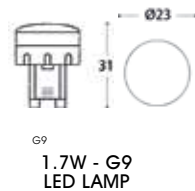
Modular LED Systems

The Benefits:

- **Cost saving:** Long-life and efficient LED light sources
- **Built-in driver:** Quick lamp replacement for easy maintenance after installation
- **Great flexibility:** LED modules available in different wattages and colour temperature
- **TUV certified quality:** Production monitored and safety tested
- **Future-proofed luminaries:** Performance is easy to upgrade to latest technology
- **Suitable for outdoors:** Driver fully protected against heat and humidity by silicone

1.7W - G9 LED LAMP

Power	1.7W	
Luminous Flux	3000K	150LM
	4000K	150LM
Voltage Range	100-240V	
Frequency	50/60Hz	
PSTLM (No Flicker)	1	
SVM	0.9	
CRI	> 80	
SDCM	<6	
Beam Angle (FWHM)	110°	
Switching Cycle	>40.000	
Warm Up Time	≤ 0.5"	
Lifetime	15.000 h	
Kelvin	3000K	4000K
Efficiency Class	F	F
Code	H.LED.G09.3K	H.LED.G09.4K



VOLTAGE SURGE RESISTANT

- Indoor & Outdoor use
- -30 +80 °C
- 90% Humidity

LENS

- Opal lens made of UV stabilized resin material to avoid yellowing process.
- Designed for granting 110° light distribution and for improving light efficiency.

GOLD WIRE BONDING

- LED chips connected by pure gold wires able to withstand at the highest and lowest temperatures and granting a lumens maintenance factor > 80%.
- SMD 3528 LED.



DRIVER 100-240V

- IC isolated driver technology.
- Wide voltage range: 100-240V +/- 10% tolerance to protect the driver both from voltage droop and voltage overshoot.

HEATSINK

- Made from thermo-conductive ceramic material.
- Special design to grant a correct heat dissipation.



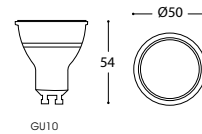
G9 LAMPHOLDER

- Quick and easy lamp replacement and version upgrade.
- Made of steatite material to resist up to 250°.
- ENEC certified.

GU10 LED

3.5W - GU10 CCT LED LAMP

Power	3.5W
Luminous Flux (Total)	329LM
Luminous Flux (Use 90°)	260LM
Voltage Range	100-240V
Frequency	50/60Hz
PSTLM (No Flicker)	1
SVM	0.4
CRI	> 80
SDCM	< 3
Beam Angle	42°
Switching Cycle	>25.000
Warm Up Time	≤ 0.5"
Lifetime	25.000 h
Efficiency Class	F
Code	H.LED.GU10.CCT

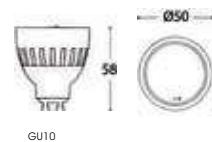


3.5W - GU10 CCT LED LAMP



6W - GU10 CCT LED LAMP

Power	6W
Luminous Flux (Total)	562LM
Luminous Flux (Use 90°)	440LM
Voltage Range	100-240V
Frequency	50/60Hz
Displacement Factor	> 0.5
PSTLM (No Flicker)	1
SVM	0.9
CRI	> 80
SDCM	< 3
Beam Angle	45°
Switching Cycle	>25.000
Warm Up Time	≤ 0.5"
Lifetime	25.000 h
Efficiency Class	F
Code	H2.LED.GU10.CCT



6W - GU10 CCT LED LAMP



SILICONE PROTECTION

- Indoor & Outdoor use
- 30 +80 °C
- 90% Humidity

DRIVER

VOLTAGE SURGE RESISTANT

LENS

- Frosted lens with prismatic shape reducing dazzle.
- Made of UV stabilized PMMA to avoid yellowing process.

GOLD WIRE BONDING

- LED chips connected by pure gold wires able to withstand at the highest and lowest temperatures and granting a lumens maintenance factor > 80%.
- SMD 3528 LED.

CCT SETTABLE

- Switch settable in two different positions, to select the desired Kelvin temperature (2700K, 4000K) and get a customized ambiance.
- 2700K and 4000K led chips on 2 separate circuits to grant SDCM < 3.

HEATSINK

- Made by aluminum and designed to grant a correct heat dissipation.

DRIVER 100-240V

- IC isolated driver technology.
- Wide voltage range: 100-240V +/- 10% tolerance to protect the driver both from voltage droop and voltage overshoot.
- Double 400V capacitors and multiple resistances to withstand power surges.

THERMOCONDUCTIVE SILICONE PASTE

- To protect the driver against moisture and humidity up to 90%, granting a longer product lifetime.
- To help heat dissipation thanks to the metal powder inside the paste, granting -30°+80°C working temperature.
- To avoid the vibration and the unsoldering of the electronic components of the driver.

GU10 LAMPHOLDER

- Quick and easy lamp replacement and version upgrade.
- Made of ceramic material to resist up to 250°.
- VDE certified.

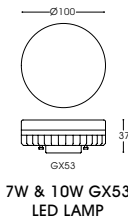
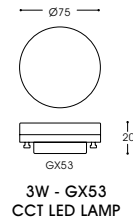
GX53 LED

3W - GX53 CCT LED LAMP

Power	3W	
Luminous Flux (Total)	3000 K	380LM
	4000 K	395LM
	6500 K	415LM
Luminous Flux (Use 120°)	315LM	
Voltage Range	100-240V	
Frequency	50/60Hz	
PSTLM (No Flicker)	1	
SVM	0.4	
CRI	> 80	
SDCM	< 6	
Beam Angle	112°	
Switching Cycle	>30.000	
Warm Up Time	0s	
Lifetime	25.000 h	
Efficiency Class	E	
Code	H.LED.G53.CCT	

7W & 10W - GX53 CCT LED LAMP

Power	7W	10W	
Luminous Flux (Total)	3000 K	975LM	1285LM
	4000 K	975LM	1350LM
	6500 K	975LM	1410LM
Luminous Flux (Use 120°)	800LM	1050LM	
Voltage Range	100-240V	100-240V	
Frequency	50/60Hz	50/60Hz	
Displacement Factor	> 0.5	> 0.5	
PSTLM (No Flicker)	1	1	
SVM	0.9	0.9	
CRI	> 80	> 80	
SDCM	< 6	< 6	
Beam Angle	112°	112°	
Switching Cycle	>30.000	>30.000	
Warm Up Time	0s	0s	
Lifetime	25.000 h	25.000 h	
Efficiency Class	E	E	
Code	H2.LED.G53.CCT	H3.LED.G53.CCT	



GX53 LAMP HOLDER

- Quick and easy lamp replacement and version upgrade.
- Made of PBT material resisting up to 180° and 250V.
- VDE certified.

LENS

- Frosted colour lens reducing dazzle.
- Made of UV stabilized resin material to avoid yellowing process.
- Very compact and slim design for a better light distribution and for improving the light efficiency.

GOLD WIRE BONDING

- LED chips connected by pure gold wires able to withstand at the highest and lowest temperatures and granting a lumens maintenance factor > 80%.
- SMD 3528 LED.

PCB AND CONNECTION RING

- Special connection ring to avoid PCB deformation under high temperatures and to keep the PCB adhering to the heatsink.
- Special thermoconductive paste for gluing firmly the PCB to the heatsink and for helping the heat dissipation.

HEATSINK

- Made by white painted aluminum.
- Special design to grant a correct heat dissipation.

DRIVER 100-240V

- IC isolated driver technology.
- Wide voltage range: 100-240V +/- 10% tolerance to protect the driver both from voltage droop and voltage overshoot.
- Double 400V capacitors and multiple resistances to withstand power surges.

CCT SETTABLE

- Switch settable in three different positions, to select the desired Kelvin temperature (3000K, 4000K, 6500K) and get a customized ambiance.
- SDCM < 6.

THERMOCONDUCTIVE SILICONE PASTE

- To protect the driver against moisture and humidity up to 90%, granting a longer product lifetime.
- To help heat dissipation thanks to the metal powder inside the paste, granting -30°+80°C working temperature.
- To avoid the vibration and the unsoldering of the electronic components of the driver.



SILICONE PROTECTION

- Indoor & Outdoor use
- -30 +80 °C
- 90% Humidity

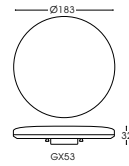


VOLTAGE SURGE RESISTANT


GX53 LED

11W & 18W - GX53 CCT LED LAMP

Power	11W	18W
2700K	1325LM	2118LM
Luminous Flux (Total)	1446LM	2315LM
6500K	1470LM	2340LM
Luminous Flux (Use 120°)	1100LM	1720LM
Voltage Range	100-240V	100-240V
Frequency	50/60Hz	50/60Hz
Displacement Factor	> 0.7	> 0.7
PSTLM (No Flicker)	1	1
SVM	0.9	0.9
CRI	> 80	> 80
SDCM	< 6	< 6
Beam Angle (FWHM)	107°	107°
Switching Cycle	>25.000	>25.000
Warm Up Time	≤ 0,5"	≤ 0,5"
Lifetime	25.000 h	25.000 h
Efficiency Class	E	E
Code	H4.LED.G53.CCT	H5.LED.G53.CCT



11W & 18W GX53
CCT LED LAMP



LENS

- Frosted colour lens reducing dazzle.
- Made of UV stabilized resin material to avoid yellowing process.
- Very compact and slim design for a better light distribution and for improving the light efficiency.

GOLD WIRE BONDING

- LED chips connected by pure gold wires able to withstand at the highest and lowest temperatures and granting a lumens maintenance factor > 80%.
- SMD 3528 LED.

DRIVER 100-240V

- IC isolated driver technology.
- Wide voltage range: 100-240V +/- 10% tolerance to protect the driver both from voltage droop and voltage overshoot.
- Double 400V capacitors and multiple resistances to withstand power surges.

GX53 LAMP HOLDER

- Quick and easy lamp replacement and version upgrade.
- Made of PBT material resisting up to 180° and 250V.
- VDE and NEMKO certified.

CCT SETTABLE

- Switch settable in three different positions, to select the desired Kelvin temperature (2700K, 4000K, 6500K) and get a customized ambiance.
- 2700K, 4000K and 6500K led chips on 3 separate circuits to grant SDCM < 6.

HEAT DISSIPATION

- Special design of the lamp base to grant a proper air circulation and avoid overheating problems.

THERMOCONDUCTIVE SILICONE PASTE

- To protect the driver against moisture and humidity up to 90%, granting a longer product lifetime.
- To help heat dissipation thanks to the metal powder inside the paste, granting -30°+80°C working temperature.
- To avoid the vibration and the unsoldering of the electronic components of the driver.

SILICONE PROTECTION

- Indoor & Outdoor use
- -30 +80 °C
- 90% Humidity



DRIVER
VOLTAGE SURGE RESISTANT

NEW

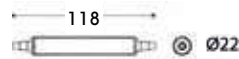
R7s LED



3.2W - R7S LED LAMP

Power	Luminous Flux			Voltage Range	Frequency	Displacement Factor	PSTLM (No Flicker)
	2700K	4000K	6500K				
3.2W	300LM	360LM	360LM	100-240V	50/60Hz	> 0.5	0.4


SVM	CRI	SDCM	Beam Angle	Switching Cycle	Warm Up Time	Lifetime	Efficiency Class	Code
0.4	>80	<6	360°	45.000	≤ 0.5"	25.000 h	F	H7.LED.R7S.CCT



7.5W - R7S LED LAMP

Power	Luminous Flux			Voltage Range	Frequency	Displacement Factor	PSTLM (No Flicker)
	2700K	4000K	6500K				
7.5W	700LM	810LM	810LM	100-240V	50/60Hz	> 0.5	0.4

SVM	CRI	SDCM	Beam Angle	Switching Cycle	Warm Up Time	Lifetime	Efficiency Class	Code
0.4	>80	<6	360°	45.000	≤ 0.5"	25.000 h	F	H8.LED.R7S.CCT



10.5W - R7S LED LAMP

Power	Luminous Flux			Voltage Range	Frequency	Displacement Factor	PSTLM (No Flicker)
	2700K	4000K	6500K				
10.5W	1000LM	1080LM	1080LM	100-240V	50/60Hz	> 0.7	1

SVM	CRI	SDCM	Beam Angle	Switching Cycle	Warm Up Time	Lifetime	Efficiency Class	Code
0.9	>80	<6	360°	45.000	≤ 0.5"	25.000 h	F	H9.LED.R7S.CCT



R7s LED



R7s LAMPHOLDER

- Quick and easy lamp replacement and version upgrade.
- Made of steatite material to resist up to 250°.
- VDE certified.



HEATSINK

- Made by an aluminium tube on which the PCB is glued to.
- Special design to grant a correct heat dissipation.



GOLD WIRE BONDING

- LED chips connected by pure gold wire able to withstand at the highest and lowest temperatures and granting a lumens maintenance factor > 80%.
- SMD 3014 LED.



LENS

- Opal lens made of UV stabilized resin material to avoid yellowing process.
- Designed for granting 360° light distribution and for improving light efficiency.

DRIVER 100-240V

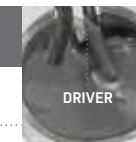
- IC isolated driver technology.
- Wide voltage range: 100-240V +/- 10% tolerance to protect the driver both from voltage droop and voltage overshoot.
- High-quality capacitors and multiple resistances able to withstand power surges.

THERMOCONDUCTIVE SILICONE PASTE (7.5W-10.5W)

- To protect the driver against moisture and humidity up to 90%, granting a longer product lifetime.
- To help heat dissipation thanks to the metal powder inside the paste, granting -30°+80°C working temperature.
- To avoid the vibration and the unsoldering of the electronic components of the driver.

SILICONE PROTECTION

- Indoor & Outdoor use
- -30 +80 °C
- 90% Humidity



DRIVER
VOLTAGE SURGE RESISTANT

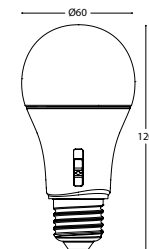
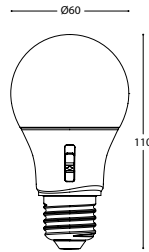


NEW

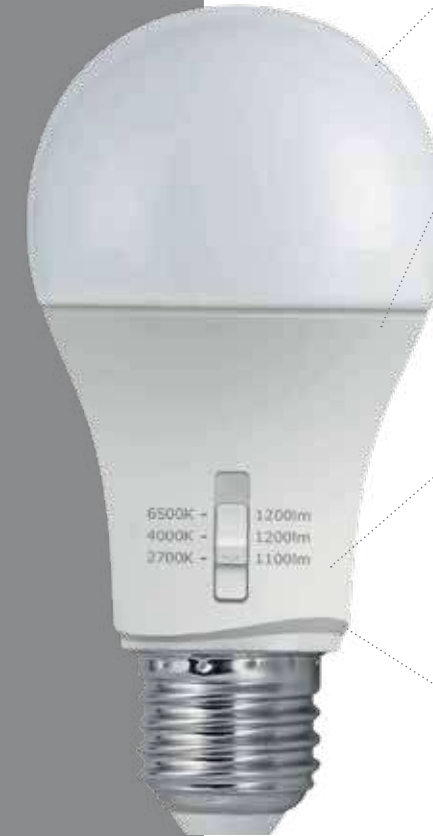
E27 LED

8.5W & 11W - E27 CCT LED LAMP

Power	8.5W	11W
2700K	840LM	1100LM
Luminous Flux (Total)	920LM	1200LM
4000K	920LM	1200LM
6500K	920LM	1200LM
Voltage Range	100-240V	100-240V
Frequency	50/60Hz	50/60Hz
Displacement Factor	> 0.5	> 0.7
PSTLM (No Flicker)	< 1	< 1
SVM	< 0.4	< 0.4
CRI	> 80	> 80
SDCM	< 6	< 6
Beam Angle	360°	360°
Lifetime	25.000 h	25.000 h
Efficiency Class	F	F
Code	H.LED.A60.CCT	H2.LED.A60.CCT



E27 LED



LENS

- Opal colour lens reducing dazzle.
- Made of UV stabilized resin material to avoid yellowing process.
- Special lens design for a better light distribution.

GOLD WIRE BONDING

- LED chips connected by gold wires able to withstand at the highest and lowest temperatures and granting a lumens maintenance factor > 80%.



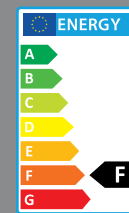
CCT SETTABLE

- Switch settable in three different positions, to select the desired Kelvin temperature (2700K, 4000K, 6500K) and get a customized ambiance.
- 2700K, 4000K and 6500K led chips on 3 separate circuits to grant SDCM < 6.




DRIVER 100-240V

- IC isolated driver technology.
- Wide voltage range: 100-240V +/- 10% tolerance to protect the driver both from voltage droop and voltage overshoot.



SILICONE PROTECTION

- Indoor & Outdoor use
- -30 +80 °C
- 90% Humidity




VOLTAGE SURGE RESISTANT

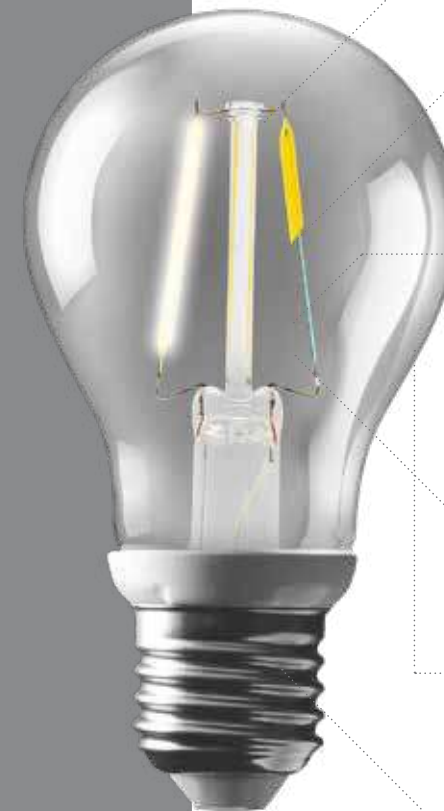
E27 Filament

6W - E27 LED FILAMENT

Power	6W
Luminous Flux (Total)	800LM
Voltage Range	100-240V
Frequency	50/60Hz
Displacement Factor	> 0.5
CRI	> 80
Beam Angle	360°
Switching Cycle	>100.000
Warm Up Time	≤ 0.5"
Lifetime	25.000 h
Efficiency Class	E
Code	H.LED.FIL.3K



E27 Filament



PHOSPHOR DISPENSING

- Filament covered by Intermatix phosphor.
- Phosphor dispensed on both side of filament allowing a better light reflection.



GOLD WIRE BONDING

- Chips connected by pure gold wire to resist at higher temperature.



CHIP ON CORD TECHNOLOGY

- Epistar led chip bonded on pure synthetic sapphire substrate.
- Better shock resistance.
- High transparency and better lumen output in comparison with glass or ceramic substrate.
- Thermal expansion ratio similar as led chip.



SAPPHIRE CHIP SUPPORT



GLASS BULB

- 90% hydrogen gas inside, in order to help the heat dissipation making the lamp suitable for outdoor use.
- Filament welded and inserted into the glass by automatic process instead of by hand, to get a much more precise result.

DRIVER 100-240V

- Wide voltage range: 100-240V ±10% tolerance.
- Double 400V capacitors and multiple resistances to withstand the electricity peak.
- Driver fully protected by special silicone paste with metal powder inside, helping the heat dissipation and protecting all the electronic components against humidity for outdoor lamp use.

SILICONE PROTECTION

- Indoor & Outdoor use
- -30 +80 °C
- 90% Humidity

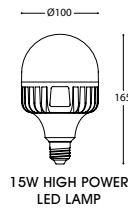


VOLTAGE SURGE RESISTANT

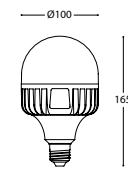
E27 High Power LED

15W & 30W - E27 HIGH POWER LED

Power	15W		30W			
Luminous Flux (Total)	3000K	1650LM	3200LM	4000K	1790LM	3400LM
Voltage	100-240V		100-240V			
Frequency	50/60Hz		50/60Hz			
Displacement Factor	> 0.7		> 0.9			
PSTLM (No Flicker)	1		1			
SVM	0.9		0.9			
CRI	> 80		> 80			
Switching Cycle	30.000		30.000			
Warm Up Time	< 0.5"		< 1"			
Lifetime	25.000 h		25.000 h			
Kelvin	3000K	4000K	3000K	4000K		
Efficiency Class	E		E			
Code	H3.LED. HIP.3K	H3.LED. HIP.4K	H2.LED. HIP.3K	H2.LED. HIP.4K		



15W HIGH POWER LED LAMP

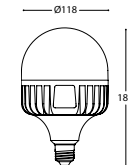


30W HIGH POWER LED LAMP



48W & 60W - E27 HIGH POWER LED

Power	48W		60W			
Luminous Flux (Total)	3000K	5200LM	6600LM	4000K	5300LM	7200LM
Voltage	100-240V		100-240V			
Frequency	50/60Hz		50/60Hz			
Displacement Factor	> 0.9		> 0.9			
PSTLM (No Flicker)	1		1			
SVM	0.9		0.9			
CRI	> 80		> 80			
Switching Cycle	30.000		30.000			
Warm Up Time	< 1"		< 0.5"			
Lifetime	25.000 h		25.000 h			
Kelvin	3000K	4000K	3000K	4000K		
Efficiency Class	F		E			
Code	H.LED. HIP.3K	H.LED. HIP.4K	H4.LED. HIP.3K	H4.LED. HIP.4K		



48W HIGH POWER LED LAMP



60W HIGH POWER LED LAMP



E27 High Power LED

LENS

- Opal colour lens reducing dazzle.
- Made of UV stabilized resin material to avoid yellowing process.
- Special lens design for a better light distribution.

GOLD WIRE BONDING

- LED chips connected by pure gold wires able to withstand at the highest and lowest temperatures and granting a lumens maintenance factor > 80%.
- SMD 3528.

HEATSINK

- Made with white painted aluminium.
- Special design to grant a correct heat dissipation.

DRIVER 100-240V

- IC isolated driver technology.
- Wide voltage range: 100-240V ±10% tolerance to protect the driver both from voltage drop and voltage overshoot.
- Double 400V capacitors and multiple resistances to withstand power surges.

THERMOCONDUCTIVE SILICONE PASTE

- To protect the driver against moisture and humidity up to 90%, granting the product a longer lifetime.
- To help heat dissipation thanks to the metal powder inside the paste, granting -30°+80 °C working temperature.
- To avoid the vibration and the unsoldering of the electronic components of the driver.

SILICONE PROTECTION

- Indoor & Outdoor use
- -30 +80 °C
- 90% Humidity



DRIVER
VOLTAGE SURGE RESISTANT

Component Parts for Classic Range

All products shown in our Classic Lantern and Classic Globe ranges are shown as complete items earlier in our catalogue. The details on the following pages show the component parts that make up these complete items. All component parts have 60mm spigot size so can be interchangeable.

All items are categorised into **SMALL**, **MEDIUM**, **LARGE** or **GRAND** sizing.

Use these pages for further product detail for individual components.

You can also choose to create your chosen custom post choosing items from each component category below.

Use the Code Diagram below and the blue text on each page to create the code for your custom product.

Steps to create your custom product:

Step 1: Choose a Classic Head and the lamp type required

Step 2: Choose the height of Classic Post required

Step 3: If you wish to have more than 1 head on your post then select Multi-Bracket Post Top System.

Step 4: Choose Colour of Fitting and Colour of Diffuser (please see notes below)

Identifies colour of structure		Identifies the colour of DIFFUSER or GLOBE	
BLACK	A	X	CLEAR/FROSTED
WHITE	W	Y	OPAL (MILKY WHITE)
ANTIQUE GREEN*	V	Z	SMOKED (FOR GLOBES ONLY)
ANTIQUE BRONZE*	B		

White, Antique Green and Antique Bronze are a Special Order - Please enquire for details

Q43 . **223** . **N40** . **VY** . **E27** . **FC6**

1st 3 Characters of Classic Head code

Code for Classic post

Multi-Bracket Post Top System Code (if using)

Lamp type of Classic Head

This is only used if a louvre is needed for some of the large Classic Heads

* Hand-made painted colour

Classic Heads

Only use 1st 3 characters of codes below for Classic Head part of complete code (e.g Q43)

SMALL	ANNA		GLOBE 250							
	Code		Code							
	E22.000 (E27)		G25.B25 (E27)							
MEDIUM	GOLIA		RUT		SALEM		GLOBE 300			
	Code		Code		Code		Code			
	Q23.000 (E27)		E26.000 (E27)		K26.000 (E27)		G30.B30 (E27)			
LARGE	NOEMI		TOBIA		GLOBE 400		ELIA		GLOBE 500	
	Code		Code		Code		Code		Code	
	E35.000 (E27 & E27 High Power)		Q33.000 (E27 & E27 High Power)		G40.B40 (E27)		Q43.000 (E27 & E27 High Power)		G50.B50 (E27)	
			Q35.000 (GX53)							

Use suffixes below for Lamp Type part of complete code (e.g. E27)

Lamp Options and Code Endings

(suffixes below go on the end of the code)

E27 Based Fittings
Without lamp - E27
6W 3K Filament - F1R
8.5W CCT A60 - V1K
11W CCT A60 - T1K

E27 High Power Based Fittings
15W 3K High Power - R1R (only for large size)
15W 4K High Power - R1L (only for large size)
30W 3K High Power - Q1R
30W 4K High Power - Q1L
48W 3K High Power - H1R
48W 4K High Power - H1L
60W 3K High Power - W1R (only for grand size)
60W 4K High Power - W1L (only for grand size)

GX53 Based Fittings (Tobia Only)
28W 3K GX53 - C4K.MR
28W 4K GX53 - C4K.ML
40W 3K GX53 - D4K.MR
40W 4K GX53 - D4K.ML

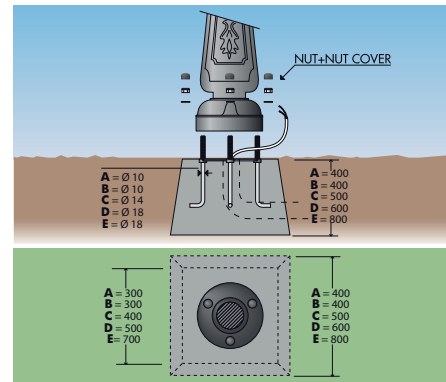
Classic Post Collection

Our Fumagalli lamp posts are unique in that they are manufactured using exclusive Fumatech technology, which gives them the same strength as a metal post but with all the advantages of rust and corrosion resistance that only a resin material can offer. All posts above 1.5m have galvanised steel core and all posts 2.5m and above come with inspection door.


Please see page 203 for further details about the post technology.

Anchor kits or suitable screws are supplied with all posts for concrete installation.

Please see diagram to the right showing how this foundation system works. Please refer to each post below for which size Cage is supplied.



Only use 2nd part of codes below for Classic Post part of complete code (e.g 222 not 000.222)



Classic Post Collection

Fused Cut Out Option

All posts shown that are 2.5m and above have inspection door. A Fused Cut out is an optional extra.

Fused Cut Out for Nebo, Tabor & Horeb Posts:
ASB-HLX.25.TR1A.C3



Fused Cut Out for Giona Posts:
ASB-FD150.W3.6A

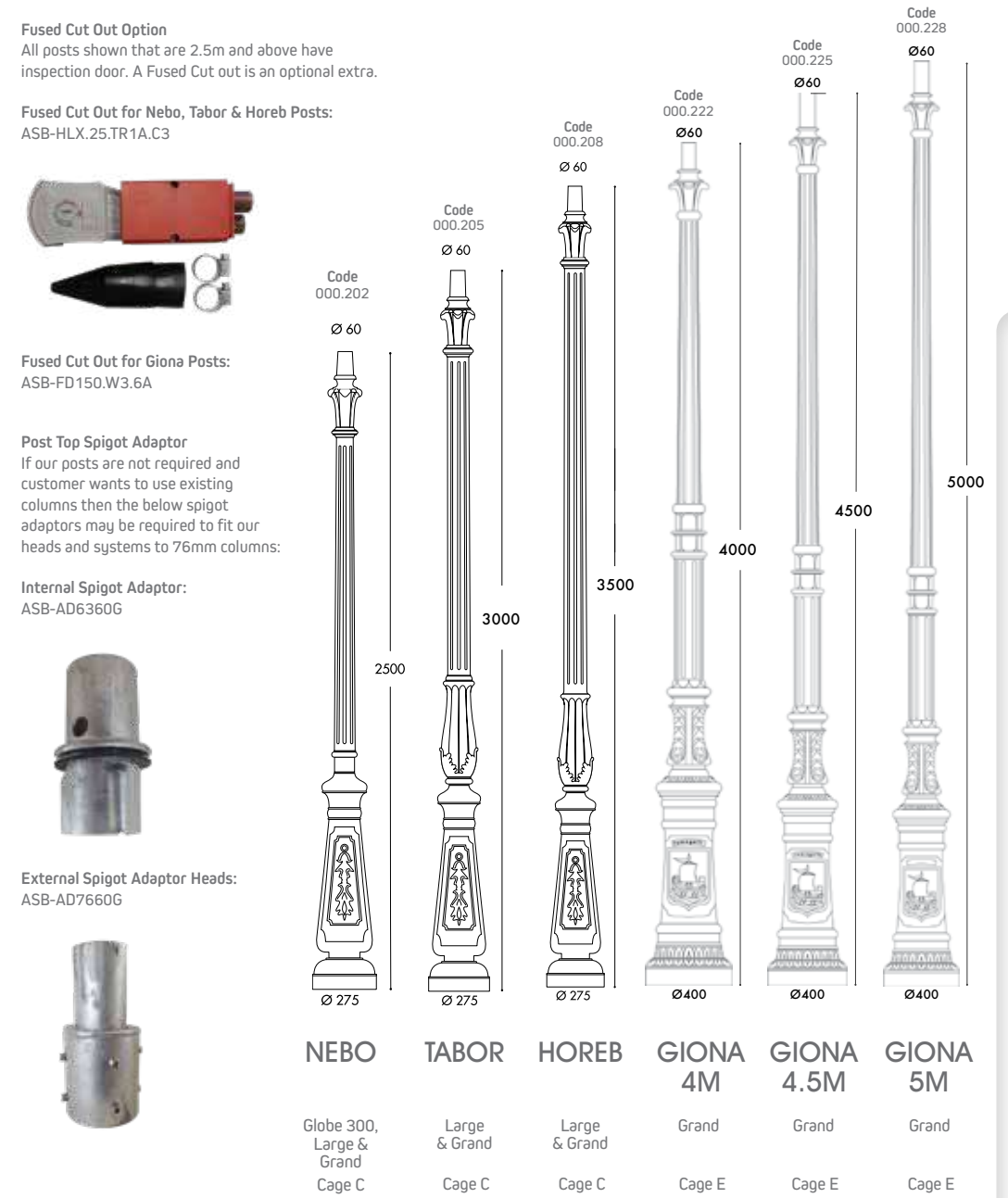
Post Top Spigot Adaptor

If our posts are not required and customer wants to use existing columns then the below spigot adaptors may be required to fit our heads and systems to 76mm columns:

Internal Spigot Adaptor:
ASB-AD6360G



External Spigot Adaptor Heads:
ASB-AD7660G



CREATE SOMETHING DIFFERENT

CREATE SOMETHING DIFFERENT

Multi-Bracket Post Top Systems

If you require more than one head per post then use one of the below multi-bracket systems to achieve twin, triple and even 4 headed posts


Only use 3rd part of codes below for Multi-Bracket part of complete code (e.g N40 not 000.000.N40)

SMALL & MEDIUM



BISSO SYSTEM 2L

Code
000.000.S20



BISSO SYSTEM 2&1

Code
000.000.S21



BISSO SYSTEM 3L

Code
000.000.S30



BISSO SYSTEM 3&1

Code
000.000.S31

MEDIUM & LARGE




OFIR SYSTEM 2L

Code
000.000.R20



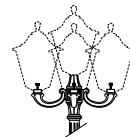
OFIR SYSTEM 2&1

Code
000.000.R21



OFIR SYSTEM 3L

Code
000.000.R30



OFIR SYSTEM 3&1


Code
000.000.R31

LARGE & GRAND



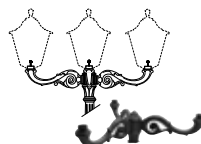
ADAM SYSTEM 2L

Code
000.000.M20




ADAM SYSTEM 2&1

Code
000.000.M21



ADAM SYSTEM 3L

Code
000.000.M30



ADAM SYSTEM 3&1

Code
000.000.M31

GRAND



ARON SYSTEM 1L

Code
000.000.N10



ARON SYSTEM 2L

Code
000.000.N20



ARON SYSTEM 4L

Code
000.000.N40

Exclusive Fumagalli Lamp Post Technology

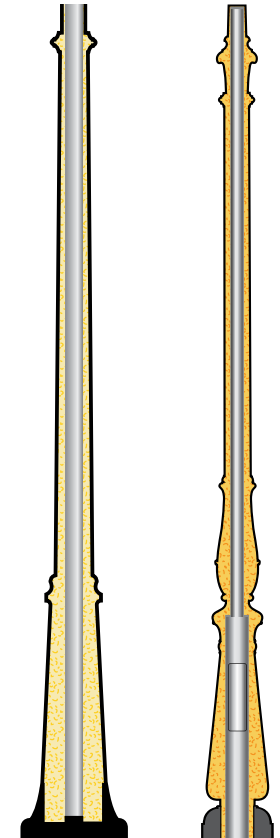

Fumagalli created and developed a unique post technology, registered as **FUMATECH**. Fumatech technology grants the same strength features of a metal post, combined with all the advantages in terms of rust and corrosion resistance that only a resin material can offer.

1. Inner Metal Post Structure
Structural metal pole hot deep galvanised inside and outside by zinc bath immersion.

2. Outer Resin Cover
Outer coating of single piece without joints made of shockproof resin material:

- Rust and corrosion-free
- Paste moulded colours, UV stabilised
- Self-extinguishing on fire

3. Expanse
High-density, rigid polyurethane provides lightweight and durable cohesion between the inner metal post and the outer resin cover.



Component Parts for Modern Range

All products shown in our Urban Modern range are shown as complete items earlier in our catalogue. The details on the following pages show the component parts that make up these complete items. All component parts have 60mm spigot size so can be interchangeable.

All items are categorised into **LARGE** or **GRAND** sizing.

Use these pages for further product detail for individual components.

You can also choose to create your chosen custom post choosing items from each component category below.

Use the Code Diagram below and the blue text on each page to create the code for your custom product.

Steps to create your custom product:

- Step 1:** Choose a Modern Head and the lamp type required
- Step 2:** Check if the head requires a bracket to be able to fix onto post.
Also if you wish to have a 2 headed or 3 headed post you will need to choose a Post Top Bracket
- Step 3:** Choose the height of Modern Post required
- Step 4:** Choose Colour of Fitting and Colour of Diffuser (please see notes below)

Identifies colour of structure	Identifies the colour of DIFFUSER or GLOBE
BLACK WHITE GREY	A X W Y L
White and Grey are a Special Order - Please enquire for details	CLEAR/FROSTED OPAL (MILKY WHITE)
	Opal is a Special Order - Please enquire for details


F50 . **418** . **A20** . **AX** . **E27** . **FC6**

1st 3 Characters of Modern Head code Code for Modern post Multi-Bracket Post Top System Code (if using) Lamp type of Modern Head This is only used for the E27 fittings with Louvre

* Hand-made painted colour

Modern Heads

Only use 1st 3 characters of codes below for Modern Head part of complete code (e.g F50)

LARGE					
	BEPPE 400	REMO 400	GINO 400	VIVI 400	ECOVIVI 400
	Code	Code	Code	Code	Code
	P50.000 (E27 High Power)	R50.000 (E27 Standard & GX53)	F50.000 (E27 Standard & GX53)	V50.000 (E27 High Power)	EV4.000 (GX53)
GRAND					
	BEPPE 500	REMO 500	GINO 500	VIVI 500	ECOVIVI 500
	Code	Code	Code	Code	Code
	P60.000 (E27 High Power)	R60.000 (E27 Standard & GX53)	F60.000 (E27 Standard & GX53)	V60.000 (E27 High Power)	EV6.000 (GX53)

Vivi & Ecovivi Heads will require use of a Bracket Post System (shown on next page)

Use suffixes below for Lamp Type part of complete code (e.g. E27)

Lamp Options and Code Endings

(suffixes below go on the end of the code)

E27 Standard Based Fittings
Without lamp & with louvre
- E27.FC6

E27 High Power Based Fittings
30W 3K High Power - Q1R
(only for large size)
30W 4K High Power - Q1L
(only for large size)
48W 3K High Power - H1R
48W 4K High Power - H1L
60W 3K High Power - W1R
(only for grand size)
60W 4K High Power - W1L
(only for grand size)

GX53 Based Fittings (Large Size)
42W 3K GX53 - C6K.MR
42W 4K GX53 - C6K.ML
60W 3K GX53 - D6K.MR
60W 4K GX53 - D6K.ML

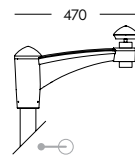
GX53 Based Fittings (Grand Size)
63W 3K GX53 - C9K.MR
63W 4K GX53 - C9K.ML
90W 3K GX53 - D9K.MR
90W 4K GX53 - D9K.ML

Modern Bracket Post Top System

Please note that Vivi & Ecovivi Head will require you to use one of the below brackets to be able to mount onto a post.

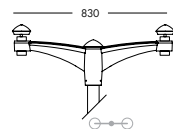
Only use 3rd part of codes below for Multi-Bracket part of complete code (e.g A20 not 000.000.A20)

Use one of the below multi-bracket systems to achieve twin and triple headed posts.



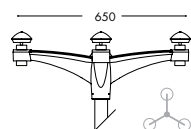
MIDIPILAR 1L

Code
000.000.A10



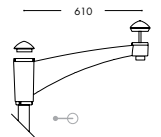
MIDIPILAR 2L

Code
000.000.A20



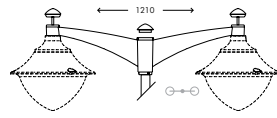
MIDIPILAR 3L

Code
000.000.A30



PILAR 1L

Code
000.000.P10



PILAR 2L

Code
000.000.P20

Post Top Spigot Adaptor

If our posts are not required and customer wants to use existing columns then the below spigot adaptors may be required to fit our heads and systems to 76mm columns:

Internal Spigot Adaptor: ASB-AD6360G



External Spigot Adaptor: ASB-AD7660G

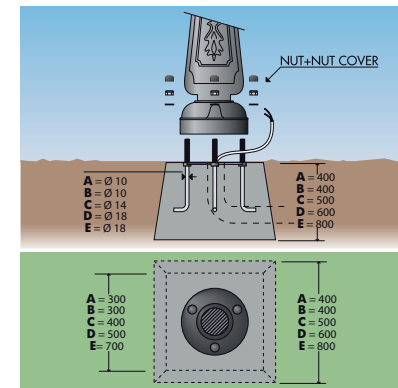


Modern Posts

Please see page 203 for details on the exclusive Fumagalli lamp post technology.

Anchor kits or suitable screws are supplied with all posts for concrete installation.

Please see diagram below showing how this foundation system works. Please refer to each post below for which size Cage is supplied.



Code
000.362

Ø 60

2500

EKTOR
2500
Cage C

Code
000.415

Ø 60

3000

AKILLE
3000
Cage C

Code
000.418

Ø 60

3500

AKILLE
3500
Cage C

Code
000.422

Ø 60

4000

AKILLE
4000
Cage D

Code
000.425

Ø 60

4500

AKILLE
4500
Cage D

Code
000.428

Ø 60

5000

AKILLE
5000
Cage D

Code
000.385

Ø 60

6000

EKTOR
6000
Cage E

Fused Cut Out for all Ektor and Akille Posts:
ASB-HLX.25.TR.1A.C3



All posts above 1.5m have a steel galvanised core and posts 2.5m and above come c/w inspection door. Anchor kits are supplied with all posts for concrete installation.

CREATE SOMETHING DIFFERENT

CREATE SOMETHING DIFFERENT



Durability with style

Asbac House, Eastlands Industrial Estate, Leiston, Suffolk IP16 4LL UK
Tel 0330 700 3000 **Fax** 0330 700 3002 **Email** sales@asbaclighting.com
www.asbaclighting.com