

# Floodlighting



402

Colossus HO




403

Mira 2 Asymmetric



404

Orion Asymmetric



405

Aztec



408

Aztec Coastal



412

Vaste



416

Zion



418

Zion 110V



418

Calinor




419

Eden



421

IP65 Mini Floodlight Wall Box



422

Zeker IP65 CCT  
Security Light




425

Wolf CCT Wallpack



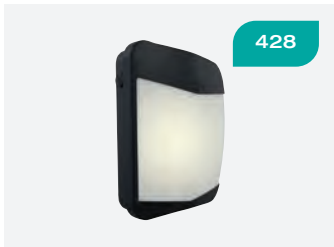
426

Lynx Mini Wallpack



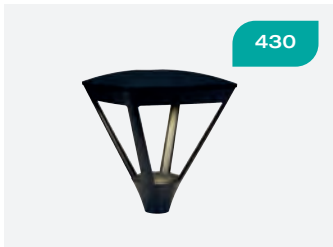
427

Lynx Wallpack




428

Panther CCT Wallpack



430

Asuri Post Top



432

Helix CCT Post Top



435

Onix Street Light



436

Magna Street Light

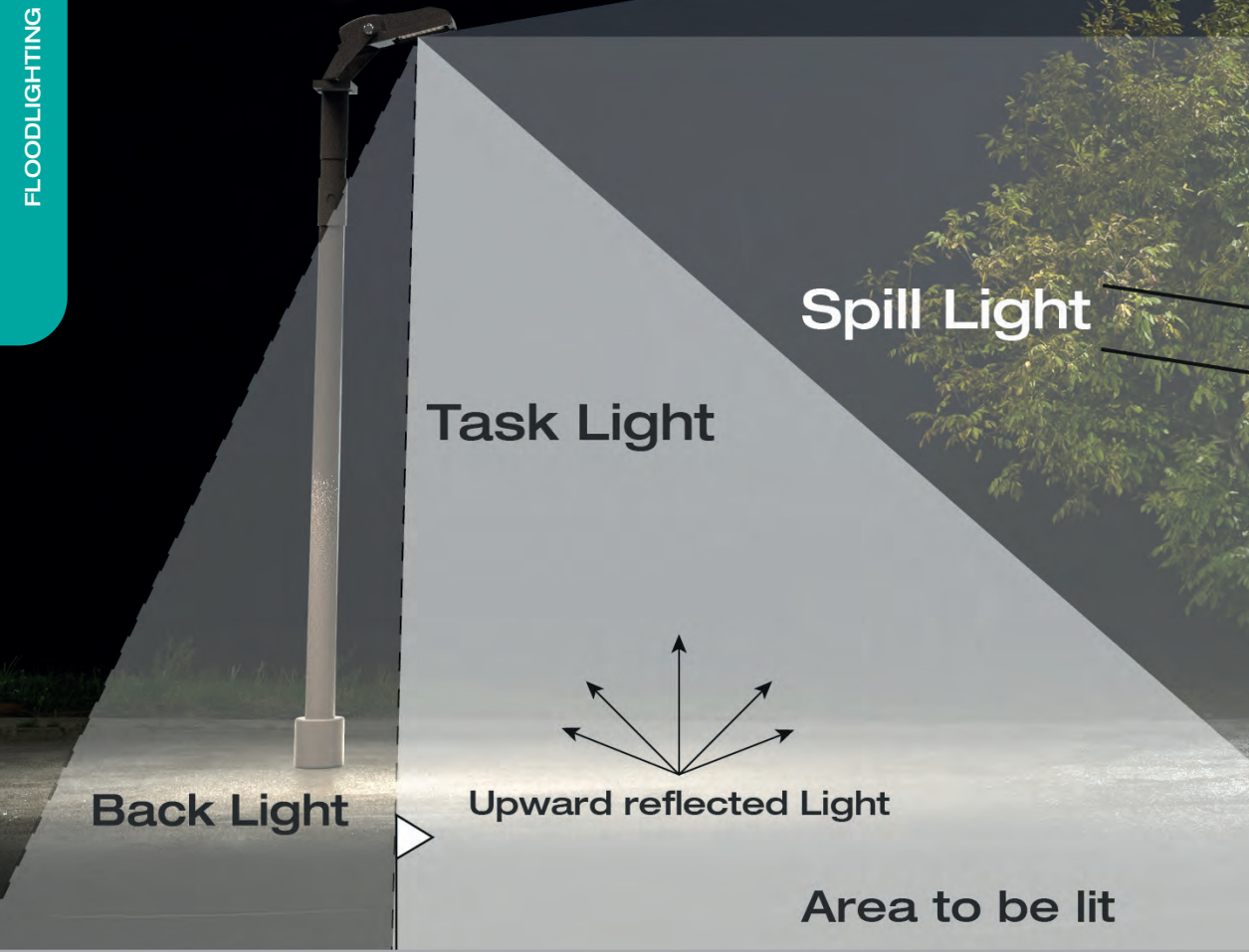


438

Spirit Projector

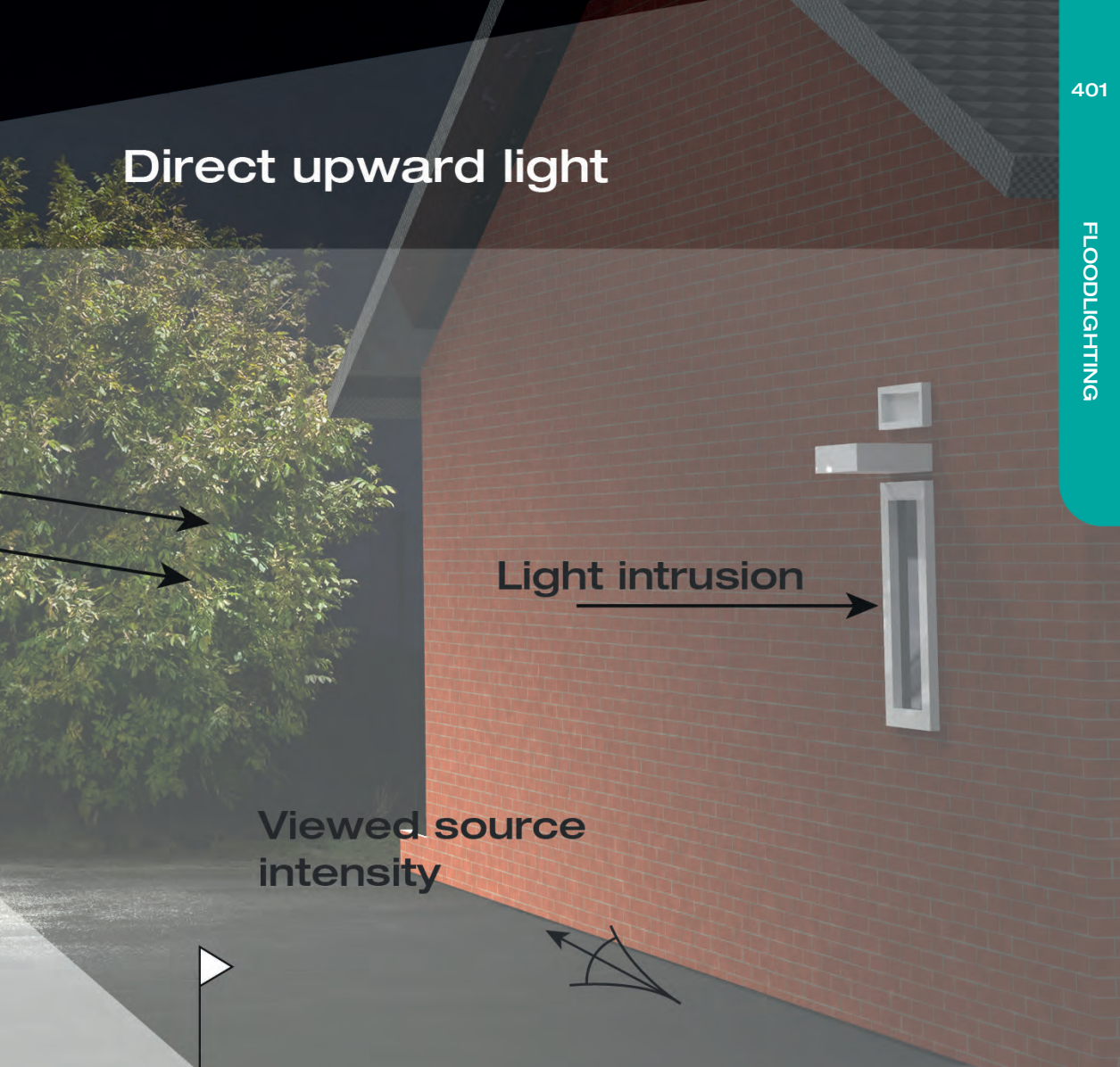


# Asymmetrical vs Symmetrical Floodlights



## Asymmetrical

- Asymmetrical light is directed in front of the fixture and where illuminance is required
- Integrated advanced optics that allow to direct the light beam
- Ideal for use in built up areas such sports grounds, open car parks and tennis courts where light pollution for neighbouring properties is a consideration
- Asymmetrical floodlights are able to provide up to 50% better output utilisation into the intended illuminated area and achieve up to 50% less light pollution



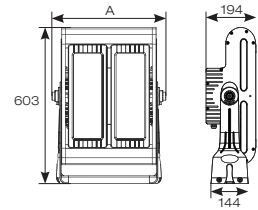
## Symmetrical

- Symmetrical light sources distribute light evenly in all directions,
- Suitable for general lighting of open spaces
- Ideal for installation in large spaces such as construction sites, outdoor storage and warehouse yards

# Colossus High Output



- Die-cast aluminium luminaire with symmetrical light distribution suitable for large external sports or industrial applications
- High output, high efficiency floodlight
- Supplied with remote mounted control gear in an IP65 enclosure
- Non-dimmable
- Powered by Mean Well



Remote IP65  
Enclosure

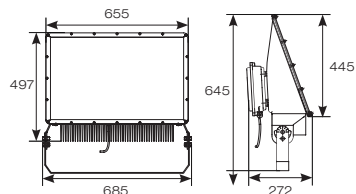
INPUT	HERTZ	TEMP	LIFETIME (HRS)	CRI	SDCM	BEAM ANGLE	CLASS	IP	IK
100/240V	50/60Hz	-40°C to 40°C	L70 50,000	Ra 70	5	60°	1	65	IK08

CODE	DESCRIPTION	WATTAGE	CCT	LUMENS	LM/W	A	WINDAGE	TRADE
ACOLOED500	Daylight	500W	5000K	66489lm	133lm	441mm	0.27	£1,701.00
ACOLOED1000		1000W		132827lm	133lm	740mm	0.45	£3,281.00

## Mira 2 Asymmetric



- Die-cast LED floodlight for lighting for large open spaces, sports centres and industrial spaces
- Textured graphite colour finish
- Asymmetric reflector for anti-light pollution
- Non-dimmable



INPUT	HERTZ	TEMP	LIFETIME (HRS)	CRI	SDCM	BEAM ANGLE	CLASS	IP	IK
200-270V	50/60Hz	-20 to 50°C	L70 50,000	Ra 70	6	90°	1	IP65	IK08

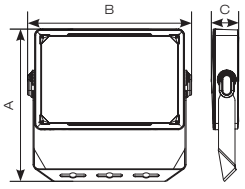
CODE	DESCRIPTION	WATTAGE	CCT	LUMENS	LM/W	WINDAGE	TRADE
AM2LED/ASY/500	Daylight	500W	5000K	72862lm	146lm	0.30	£1,570.00
AM2LED/ASY/800	Daylight	789W	5000K	109264lm	138lm	0.30	£2,423.00

CODE (OPTIONS)	DESCRIPTION	TRADE
/PC	Electronic Photocell	+ £38.50

# Orion Asymmetrical



- High performance die-cast aluminium LED floodlight suitable for industrial applications
- High output, high efficiency asymmetric lens technology for anti-light pollution
- Bracket design allows installation without removing mounting bracket
- Pre-wired with 1 metre of rubber insulated cable for ease of installation
- Non-dimmable



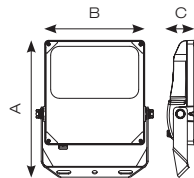
INPUT	HERTZ	TEMP	LIFETIME (HRS)	CRI	SDCM	BEAM ANGLE	CLASS	IP	IK
100-240VAC	50/60Hz	-40°C to 40°C	L80 36,000	Ra 70	5	80°x100°	1	IP66	IK08

CODE	DESCRIPTION	WATTAGE	CCT	LUMENS	LM/W	A	B	C	WINDAGE	TRADE
AORFLED100/ASY	Cool White	100W	4000K	12298lm	123lm	295mm	339mm	75mm	0.11	£205.00
AORFLED150/ASY	Cool White	150W	4000K	20331lm	136lm	415mm	448mm	75mm	0.24	£251.00
AORFLED200/ASY	Cool White	200W	4000K	27577lm	138lm	430mm	493mm	81mm	0.27	£316.00

# Aztec Asymmetric



- High performance die-cast aluminium LED floodlight suitable for industrial applications
- High output, high efficiency asymmetric lens technology for anti-light pollution
- Pre-installed breathable gland prevents internal moisture accumulation
- Bracket design allows installation without removing mounting bracket
- High efficiency up to 143 Lm/W
- Pre-wired with 1.5 metre of rubber insulated cable for ease of installation
- Non-dimmable



INPUT	HERTZ	TEMP	LIFETIME (HRS)	CRI	SDCM	BEAM ANGLE	CLASS	IP	IK
230V	50/60Hz	-30°C to 50°C	L80 B10 54,000	Ra 70	5	60°x120°	1	IP66	IK08

CODE	DESCRIPTION	WATTAGE	CCT	LUMENS	LM/W	A	B	C	WINDAGE	TRADE
AAZLED50/ASY		50W		6800lm	136lm	267mm	190mm	55mm	0.07	£192.00
AAZLED100/ASY		100W		14250lm	143lm	314mm	230mm	61mm	0.09	£360.00
AAZLED150/ASY	Daylight	150W	5000K	21100lm	141lm	360mm	260mm	67mm	0.11	£423.00
AAZLED200/ASY		200W		28250lm	141lm	398mm	300mm	70mm	0.14	£481.00
AAZLED300/ASY		300W		42500lm	142lm	470mm	363mm	80mm	0.2	£781.00

CODE (OPTIONS)	DESCRIPTION	TRADE
/PC	Electronic Photocell	+ £38.50

CODE (ACCESSORIES)	DESCRIPTION	TRADE
AAZLED/60PMA	60mm Pole Mount Adaptor	£64.00
AAZLED/76PMA	76mm Pole Mount Adaptor	£80.00

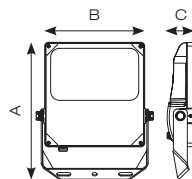
CODE (ACCESSORIES)	DESCRIPTION	TRADE
AAZLED/40-90PCA	40-90mm Pole Clamp Accessory 50-150W	£33.45
AAZLED/40-150PCA	40-150mm Pole Clamp Accessory 200W-300W	£52.00



# Aztec Symmetrical



- High performance die-cast aluminium LED floodlight with symmetrical light distribution suitable for industrial applications
- High output, high efficiency floodlight
- Pre-installed breathable gland prevents internal moisture accumulation
- Bracket design allows installation without removing mounting bracket
- High efficiency up to 148 Lm/W
- Pre-wired with 1.5 metre of rubber insulated cable for ease of installation
- Non-dimmable



INPUT	HERTZ	TEMP	LIFETIME (HRS)	CRI	SDCM	BEAM ANGLE	CLASS	IP	IK
230V	50/60Hz	-30°C to 50°C	L80 B10 54,000	Ra 70	5	115°	1	IP66	IK08

CODE	DESCRIPTION	WATTAGE	CCT	LUMENS	LM/W	A	B	C	WINDAGE	TRADE
AAZLED50		50W		7000lm	140lm	267mm	190mm	55mm	0.07	£192.00
AAZLED100		100W		14750lm	148lm	314mm	230mm	61mm	0.09	£360.00
AAZLED150	Daylight	150W	5000K	21750lm	145lm	360mm	260mm	67mm	0.11	£423.00
AAZLED200		200W		28500lm	143lm	398mm	300mm	70mm	0.14	£481.00
AAZLED300		300W		44000lm	147lm	470mm	363mm	80mm	0.2	£781.00

CODE (OPTIONS)	DESCRIPTION	TRADE
/PC	Electronic Photocell	+ £38.50

CODE (ACCESSORIES)	DESCRIPTION	TRADE
AAZLED/60PMA	60mm Pole Mount Adaptor	£64.00
AAZLED/76PMA	76mm Pole Mount Adaptor	£80.00

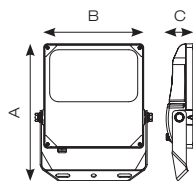
CODE (ACCESSORIES)	DESCRIPTION	TRADE
AAZLED/40-90PCA	40-90mm Pole Clamp Accessory 50-150W	£33.45
AAZLED/40-150PCA	40-150mm Pole Clamp Accessory 200W-300W	£52.00



# Aztec Coastal Asymmetric



- High performance die-cast marine grade aluminium LED floodlight suitable for industrial and coastal applications
- 304L stainless steel mounting bracket and fixings
- Marine grade construction ideal for coastal and adverse weather, swimming pool and chemical plant applications
- High output, high efficiency asymmetric lens technology for anti-light pollution
- Pre-installed breathable gland prevents internal moisture accumulation
- Pre-wired with 1.5 metre of rubber insulated cable for ease of installation
- Concentrated saline 3,000 hour salt spray test to EN ISO 9227
- High purity aluminium construction, surface electrophoresis and corrosion-proof treatment
- Salt mist spray test verified
- Non-dimmable



INPUT	HERTZ	TEMP	LIFETIME (HRS)	CRI	SDCM	BEAM ANGLE	CLASS	IP	IK
230V	50/60Hz	-30°C to 50°C	L80 B10 54,000	Ra 70	5	60°x120°	1	IP66	IK08

CODE	DESCRIPTION	WATTAGE	CCT	LUMENS	LM/W	A	B	C	WINDAGE	TRADE
AAZCLED50/ASY		50W		6800lm	136lm	267mm	190mm	55mm	0.07	£116.00
AAZCLED100/ASY		100W		14250lm	143lm	314mm	230mm	61mm	0.09	£166.00
AAZCLED150/ASY	Daylight	150W	5000K	21100lm	141lm	360mm	260mm	67mm	0.11	£239.00
AAZCLED200/ASY		200W		28250lm	141lm	398mm	300mm	70mm	0.14	£293.00
AAZCLED300/ASY		300W		42500lm	142lm	470mm	363mm	80mm	0.2	£456.00

CODE (OPTIONS)	DESCRIPTION	TRADE
/PC	Electronic Photocell	+ £38.50

CODE (ACCESSORIES)	DESCRIPTION	TRADE
AAZLED/60PMA	60mm Pole Mount Adaptor	£64.00
AAZLED/76PMA	76mm Pole Mount Adaptor	£80.00

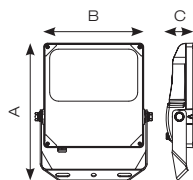
CODE (ACCESSORIES)	DESCRIPTION	TRADE
AAZLED/40-90PCA	40-90mm Pole Clamp Accessory 50-150W	£33.45
AAZLED/40-150PCA	40-150mm Pole Clamp Accessory 200W-300W	£52.00



# Aztec Coastal Symmetrical



- High performance die-cast marine grade aluminium luminaire with symmetrical light distribution suitable for industrial and coastal applications
- 304L stainless steel mounting bracket and fixings
- Suitable for highly corrosive environments; including coastal and swimming pool applications
- Pre-installed breathable gland prevents internal moisture accumulation
- Pre-wired with 1.5 metre of rubber insulated cable for ease of installation
- Concentrated saline 3,000 hour salt spray test to EN ISO 9227
- High purity aluminium construction, surface electrophoresis and corrosion-proof treatment
- Salt mist spray test verified
- Non-dimmable



INPUT	HERTZ	TEMP	LIFETIME (HRS)	CRI	SDCM	BEAM ANGLE	CLASS	IP	IK
230V	50/60Hz	-30°C to 50°C	L80 B10 54,000	Ra 70	5	115°	1	IP66	IK08

CODE	DESCRIPTION	WATTAGE	CCT	LUMENS	LM/W	A	B	C	WINDAGE	TRADE
AAZCLED50		50W		7000lm	140lm	267mm	190mm	55mm	0.07	£116.00
AAZCLED100		100W		14750lm	148lm	314mm	230mm	61mm	0.09	£166.00
AAZCLED150	Daylight	150W	5000K	21750lm	145lm	360mm	260mm	67mm	0.11	£239.00
AAZCLED200		200W		28500lm	143lm	398mm	300mm	70mm	0.14	£293.00
AAZCLED300		300W		44000lm	147lm	470mm	363mm	80mm	0.2	£456.00

CODE (OPTIONS)	DESCRIPTION	TRADE
/PC	Electronic Photocell	+ £38.50

CODE (ACCESSORIES)	DESCRIPTION	TRADE
AAZLED/60PMA	60mm Pole Mount Adaptor	£64.00
AAZLED/76PMA	76mm Pole Mount Adaptor	£80.00

CODE (ACCESSORIES)	DESCRIPTION	TRADE
AAZLED/40-90PCA	40-90mm Pole Clamp Accessory 50-150W	£33.45
AAZLED/40-150PCA	40-150mm Pole Clamp Accessory 200W-300W	£52.00

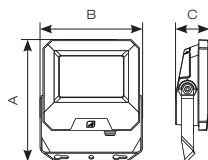


# Vaste

- Modern architectural slim die-cast LED floodlight suitable for residential and commercial applications
- Die-cast construction and heat sink design providing optimised thermal characteristics for optimum LED life and performance
- Graphite textured paint finish
- Pre-wired with 1 metre of rubber insulated cable for ease of installation
- Polycarbonate spike accessory (up to 50W versions only) allowing installation into lawn and garden applications
- PIR versions complete with manual override facility
- Non-dimmable



Only applicable for 200W



AMFLWB IP65 Floodbox mounting box product on p421



INPUT	HERTZ	TEMP	LIFETIME (HRS)	CRI	SDCM	BEAM ANGLE	CLASS	IP	IK
220-240V	50/60Hz	-20°C to 25°C	L80 60,000	Ra 80	5	90°x100°	1	IP65	IK08

CODE	DESCRIPTION	WATTAGE	CCT	LUMENS	LM/W	A	B	C	WINDAGE	TRADE
AVFLED10		10W		938lm	94lm	168mm	138mm	49mm	0.01	£42.55
AVFLED10/PIR		10W		938lm	94lm	168mm	138mm	49mm	0.01	£62.05
AVFLED20		20W		1800lm	90lm	208mm	165mm	57.5mm	0.04	£91.00
AVFLED30		30W		2899lm	97lm	208mm	165mm	57.5mm	0.04	£147.00
AVFLED50	Cool White	50W	4000K	4822lm	96lm	253mm	220mm	58mm	0.04	£194.00
AVFLED100		100W		10055lm	102lm	325mm	298mm	68mm	0.07	£364.00
AVFLED150		150W		16900lm	112lm	460mm	390mm	69mm	0.15	£385.00
AVFLED200		200W		19996lm	102lm	460mm	400mm	69mm	0.1	£486.00

Note: 100W, 150W and 200W versions are not suitable for interior use

CODE (OPTIONS)	DESCRIPTION	TRADE	CODE (ACCESSORIES)	DESCRIPTION	TRADE
/PC	Electronic Photocell	+ £38.50	AMFLSA	Floodlighting Spike Accessory (up to 50W)	£6.90





# Zion Polycarbonate Floodlight



## Zion LED Range

The Zion LED range includes 10W, 20W, 30W and 50W variants in both black and white finishes in standard and PIR versions, also available in cool white and warm white



## Die-cast aluminium heatsink

Robust powder coated die-cast aluminium heatsink provides excellent thermal management properties



## Diffuser and reflector design

Internal mirrored reflector enhances light output from the LED array. The textured polycarbonate diffuser optimises distribution to provide excellent performance.



### Fast and easy Installation

Angled mounting bracket design allows installation of the product without having to remove the bracket



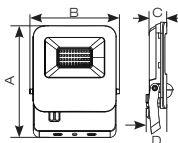
### Integrated PIR design Detection Range -120°

The integrated PIR design enhances the sleek and minimal appearance. Additionally all PIR versions are supplied with manual override facility and are IP65 rated

# Zion Polycarbonate



- Compact and economic polycarbonate LED floodlight suitable for semi commercial applications
- Polished faceted reflector and textured polycarbonate for optimum performance
- Bracket design allows installation without removing mounting bracket
- Pre-wired with 1 metre of rubber insulated cable for ease of installation (500mm for 10W)
- Polycarbonate spike accessory (up to 50W versions only) allowing installation into lawn and garden applications
- PIR versions complete with manual override facility
- Available in black and white finish options
- Non-dimmable



AMFLWB IP65 Floodbox mounting box product on p421



AMFLSA Floodlighting Spike Accessory



PIR option



10 Metres Fixed  
8 Seconds - 12 Minutes  
0 - 1000 LUX  
Detection Angle - 120°

CRI	INPUT	HERTZ	TEMP	LIFETIME (HRS)	BEAM ANGLE	SDCM	CLASS	IP	IK
Ra 70	230V	50Hz	-20 to 40°C	L70 52000h	105°	6	1	IP65	IK08

CODE	DESCRIPTION	WATTAGE	CCT	LUMENS	LM/W	A	B	C	D	WINDAGE	TRADE
AZILED10	Cool White	10W	4000K	843lm	84lm	157mm	119mm	25mm	33mm	0.02	£30.65
AZILED20		20W		1709lm	90lm	197mm	161mm	32mm	37mm	0.04	£53.00
AZILED30		30W		2614lm	84lm	197mm	161mm	32mm	37mm	0.04	£62.50
AZILED50		50W		4698lm	94lm	242mm	204mm	38mm	40mm	0.05	£97.00

For white variant add 'W' into the above product codes e.g. **AWZILED10**

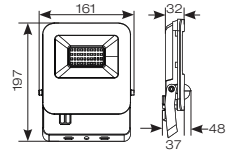
CODE (OPTIONS)	DESCRIPTION	TRADE	CODE (OPTIONS)	DESCRIPTION	TRADE
/WW	Warm White Versions	+ £0.00	/PIR	PIR Versions	+ £17.00

CODE (ACCESSORIES)	DESCRIPTION	TRADE
AMFLSA	Floodlighting Spike Accessory	£6.90

## Zion 110V Polycarbonate



- Compact and economic polycarbonate LED floodlight suitable for all types of 110V site lighting
- Polished faceted reflector and textured polycarbonate for optimum performance
- Bracket design allows installation without removing mounting bracket
- Pre-wired with 1 metre of rubber insulated cable for ease of installation
- Non-dimmable



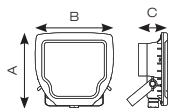
INPUT	HERTZ	TEMP	LIFETIME (HRS)	CRI	SDCM	BEAM ANGLE	CLASS	IP	IK
110V	50Hz	-20°C to 40°C	L70 52,000	Ra 70	6	105°	1	IP65	IK08

CODE	DESCRIPTION	WATTAGE	CCT	LUMENS	LM/W	TRADE
AZILED20/110V	Cool White	20W	4000K	1557lm	78lm	£55.00

# Calinor Polycarbonate



- Compact and economic polycarbonate LED floodlight suitable for semi commercial applications
- Polished faceted reflector and textured glass for optimum performance
- Pre-wired with 1 metre of rubber insulated cable for ease of installation (500mm for 10W)
- Polycarbonate spike accessory allowing installation into lawn and garden applications
- PIR versions complete with manual override facility
- Non-dimmable



AMFLWB IP65  
Floodbox mounting  
box product on p421



AMFLSA  
Floodlighting Spike  
Accessory



PIR option



INPUT	HERTZ	TEMP	LIFETIME (HRS)	CRI	SDCM	BEAM ANGLE	CLASS	IP	IK
230V	50Hz	-15°C to 40°C	L70 20,000	Ra 80	6	75x90°	2	IP65	IK08

CODE	DESCRIPTION	WATTAGE	CCT	LUMENS	LM/W	A	B	C	WINDAGE	TRADE
ACALED10	Cool White	10W	4000K	942lm	94lm	135	119	50	0.02	£34.15
ACALED20		20W		1924lm	96lm	155	162	59	0.03	£58.50
ACALED30		30W		2708lm	97lm	155	162	64	0.03	£70.00
ACALED50		50W		4770lm	99lm	206	217	78	0.05	£109.00

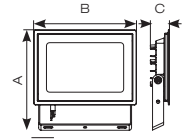
CODE (OPTIONS)	DESCRIPTION	TRADE	CODE (OPTIONS)	DESCRIPTION	TRADE
/WW	Warm White Versions	+ £0.00	/PIR	PIR Versions	+ £17.00

CODE (ACCESSORIES)	DESCRIPTION	TRADE
AMFLSA	Floodlighting Spike Accessory	£6.90

# Eden Floodlight



- Compact and economic aluminium LED floodlight suitable for semi commercial applications
- Bracket design allows installation without removing mounting bracket
- PIR versions complete with manual override facility
- Pre-wired with 1 metre of rubber insulated cable for ease of installation
- Polycarbonate spike accessory allowing installation into lawn and garden applications
- Non-dimmable



AMFLWB IP65  
Floodbox mounting  
box product on p421



AMFLSA  
Floodlighting Spike  
Accessory



10 Metres  
10 Seconds - 7 Minutes  
3 - 2000 LUX  
Detection Angle - 120°



PIR Option

INPUT	HERTZ	TEMP	LIFETIME (HRS)	CRI	SDCM	BEAM ANGLE	CLASS	IP	IK
220-240V	50/60Hz	-20°C to 40°C	L90 36,000	Ra 80	6	110°	1	IP65/IP44 (PIR)	IK06

CODE	DESCRIPTION	WATTAGE	CCT	LUMENS	LM/W	A	B	C	WINDAGE	TRADE
AEDELED10/CW		10W		953lm	95lm	117mm	114mm	29.5mm	0.02	£32.45
AEDELED20/CW	Cool White	20W	4000K	1834lm	92lm	132mm	138mm	30mm	0.02	£55.50
AEDELED30/CW		30W		2762lm	92lm	163mm	167mm	31mm	0.03	£80.00
AEDELED50/CW		50W		4359lm	87lm	175mm	197mm	35mm	0.04	£107.00

CODE (OPTIONS)	DESCRIPTION	TRADE	CODE (OPTIONS)	DESCRIPTION	TRADE
/WW	Warm White Versions	+ £0.00	/PIR	PIR Versions	+ £16.00

CODE (ACCESSORIES)	DESCRIPTION	TRADE
AMFLSA	Floodlighting Spike Accessory	£6.90

# MINI

# FLOOD BOX



## 20mm Side and Top or Bottom Drill-outs

Side drill-outs for M20 multi-wiring, conduit entry or sensor applications making it easier to install



## M6 Universal Fixing Point

Combined with locking washer and shakeproof nut. Easy to use junction box design to be installed with a floodlight quickly and easily. M6 fixing point can be used at both the top and bottom of the Flood Box



## Flexible Installations

Polycarbonate enclosure is suitable for housing smart wireless controls and associated wiring. Provides flexibility when installing mini floodlights, allowing you to add on optional extras. Suitable for floodlights up to 5kg, this includes Eden, Zion, Calinor and Vaste  
**\*Connectors not included**



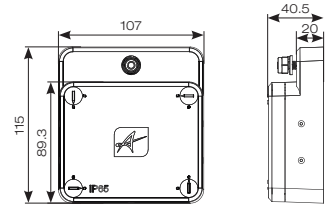
## IP65 IK07 Rated Polycarbonate

Ideal for coastal areas to house wireless controls and wiring without being damaged by the harsh weather conditions and is designed with UV stabilised polycarbonate with IK07 impact resistance

# IP65 Mini Floodlight Wall Box



- Unique, innovative IP65 adaptable installation box for mini floodlights (up to 5Kg)
- Universal mounting allows for neat, tidy and speedy installation
- Polycarbonate construction ideal for coastal and adverse weather applications
- Central M6 fixing bolt with locking washer and shakeproof nut
- 20mm side and top drill outs for conduit, cable gland or sensor mounting
- Generous, polycarbonate enclosure, suitable for housing smart wireless controls
- IK07 impact rating offers superior product durability
- Captive quick-release cover screws



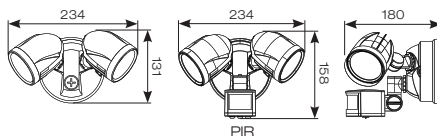
CODE	DESCRIPTION	IP	IK	TRADE
AMFLWB	IP65 Mini FloodBox	IP65	IK08	£14.45



# Zeker CCT Security Light



- Flexible, compact and economic aluminium LED twin head floodlight suitable for residential applications
- Twin adjustable heads provide greater flexibility and coverage
- Selectable CCT between 3000K, 4000K and 6000K
- PIR versions complete with 8hr manual override facility
- Non-dimmable



Black



White - PIR

INPUT	HERTZ	TEMP	LIFETIME (HRS)	CRI	SDCM	BEAM ANGLE	CLASS	IP
AC220-240V	50/60Hz	-20°C - 45°C	L70 54,000	Ra 80	6	90°	1	IP65/IP54(PIR)

CODE	DESCRIPTION	WATTAGE	CCT	LUMENS	LM/W	TRADE
AZEKER/BL	CCT Selectable - Black	25W	3000K/4000K/6000K	2640lm (4000K)	106lm (4000K)	£87.00
AZEKER/WH	CCT Selectable - White	25W	3000K/4000K/6000K	2640lm (4000K)	106lm (4000K)	£87.00
AZEKER/BL/PIR	CCT Selectable - Black - PIR	25W	3000K/4000K/6000K	2640lm (4000K)	106lm (4000K)	£104.00
AZEKER/WH/PIR	CCT Selectable - White - PIR	25W	3000K/4000K/6000K	2640lm (4000K)	106lm (4000K)	£104.00






## Versatile Mounting

Multiple install options, either BESA or conduit box mounted at the rear and surface conduit side entry points makes the Wolf versatile and convenient




## Easy Installation

Quickly disconnection of internal gear trays and push-fit terminals ensure a fast installation, upgradability and easy maintenance



## Optic

Specially designed optic provides enhanced glare control. This in conjunction with the CCT selectability and multi-wattage function ensures maximum versatility for any application



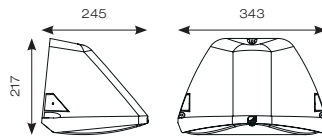
## Robust Design

The polycarbonate cover and die-cast housing provides IK10 rating protecting against external impacts and vandalism. This coupled with the IP65 rating ensures suitability for installation into an array of applications

# Wolf CCT Wallpack



- Modern, robust die-cast aluminium low glare wall pack suitable for commercial and industrial applications
- Advanced lens technology offers wide distribution for optimum spacing and uniformity; whilst ensuring minimal uplight and light pollution
- Reduced light pollution with less than 1% upward light distribution
- Helps with compliance with Dark Skies recommendations
- Power selectable; offering a choice of 3 outputs, in one luminaire
- High efficiency up to 120 Lm/W
- Electrostatic paint finish for enhanced corrosion resistance
- Multiple conduit entry and BESA fixing points
- 20mm East and West side entry for surface conduit and through-wire
- Dimmable and Smart options available



Black



Silver Grey



OCTO  
Option  
Available

Powered by  
CASAMBI

INPUT	HERTZ	TEMP	LIFETIME (HRS)	CRI	SDCM	BEAM ANGLE	CLASS	IP	IK
220-240V	50/60Hz	-20°C to 40°C	L80 72,000	Ra 80	6	70°/140°	1	IP65	IK10

CODE	DESCRIPTION	WATTAGE	CCT	LUMENS	LM/W	TRADE
AWOLF/BLK	CCT Selectable - Black	18/20/30W	3000K/4000K	2200/2400/3600lm (4000K)	120lm (4000K)	£189.00
AWOLF/SG	CCT Selectable - Silver Grey					£189.00

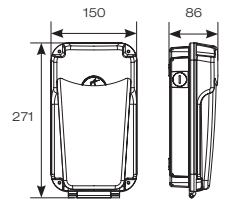
CODE (OPTIONS)	DESCRIPTION	TRADE	CODE (OPTIONS)	DESCRIPTION	TRADE
/M3	Emergency	+ £96.50	/OCTO	OCTO Smart Control	+ £208.50
/SM3	Self-Test Emergency	+ £129.50	/MWS	Integral Microwave Sensor	+ £64.00
/DM3	DALI emergency	+ £219.50	/PC	Electronic Photocell	+ £38.50
			/DD	Digital Dimming (DD1/DD3/DD4)	+ £101.50



# Lynx Mini CCT Wallpack



- Robust compact wall mounted luminaire for general accent illumination and suitable for education, commercial, industrial applications
- All polycarbonate vandal resistant body with fresnel lens
- Tamper-proof allen key screws supplied as standard
- Multiple conduit entry and BESA box fixing points
- Hinged front face allows for a quick and easy installation
- Selectable CCT between 3000K and 4000K output
- Photocell and sensor options
- Powered by Tridonic



INPUT	HERTZ	TEMP	LIFETIME (HRS)	CRI	SDCM	BEAM ANGLE	CLASS	IP	IK
230V	50/60Hz	-10°C to 40°C	L70 56,000	Ra 80	6	25x75°	2	IP65	IK08

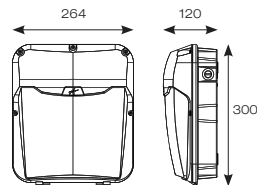
CODE	DESCRIPTION	WATTAGE	CCT	LUMENS	LM/W	TRADE
AMLWPLED/CCT	CCT Selectable	15W	3000/4000K	1172lm (4000K)	78lm (4000K)	£105.00

CODE (OPTIONS)	DESCRIPTION	TRADE	CODE (OPTIONS)	DESCRIPTION	TRADE
/PC	Electronic Photocell	+ £38.50	/MWS	Integral Microwave Sensor	+ £64.00

# Lynx Wallpack



- Robust wall mounted luminaire for general accent illumination and suitable for education, commercial, industrial applications
- Integral emergency option provides downward illumination with a beam angle of 60°
- Die-cast aluminium body with vandal resistant polycarbonate Fresnel lens diffuser
- Tamper-proof allen key screws supplied as standard
- Multiple conduit entry and BESA box fixing points
- Photocell and sensor options
- Powered by Tridonic



Emergency Mode  
Beam Angle



INPUT	HERTZ	TEMP	LIFETIME (HRS)	CRI	SDCM	BEAM ANGLE	CLASS	IP	IK
230V	50Hz	0°C to 25°C	L70 56,000	Ra 80	6	25°x75°	1	IP65	IK08

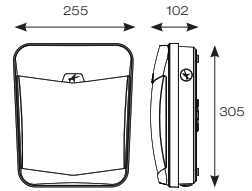
CODE	DESCRIPTION	WATTAGE	CCT	LUMENS	LM/W	TRADE
ALWPLED	Cool White	29W	4000K	2073lm	71lm	£177.00

CODE (OPTIONS)	DESCRIPTION	TRADE	CODE (OPTIONS)	DESCRIPTION	TRADE
/M3	Emergency	**	/DD	Digital Dimming (DD1/DD3/DD4)	**
/PC	Electronic Photocell	**	/MWS	Integral Microwave Sensor	**
			/CF	Corridor Function	**

# Panther CCT Wallpack



- Durable compact wall mounted luminaire for general accent illumination and suitable for industrial applications
- All polycarbonate construction ideal for coastal and adverse weather applications
- Multiple conduit entry and BESA box fixing points
- Selectable CCT between 3000K, 4000K and 6500K output
- Supplied c/w optional trim attachment which provides a more commercially aesthetic appearance
- Photocell and sensor options



Powered by **CASAMBI**



INPUT	HERTZ	TEMP	LIFETIME (HRS)	CRI	SDCM	BEAM ANGLE	CLASS	IP	IK
220-240V	50Hz	-10°C to 40°C	L80 60,000	Ra 80	6	110°	1	IP65	IK08

CODE	DESCRIPTION	WATTAGE	CCT	LUMENS	LM/W	TRADE
APANLED	CCT Selectable	25W	3000/4000/6500K	2280lm (4000K)	91lm (4000K)	£84.50

CODE (OPTIONS)	DESCRIPTION	TRADE	CODE (OPTIONS)	DESCRIPTION	TRADE
/M3	Emergency	+ £96.50	/OCTO	OCTO Smart Control	+ £208.50
/SM3	Self-Test Emergency	+ £129.50	/PC	Electronic Photocell	+ £38.50
/DM3	DALI emergency	+ £219.50	/MWS	Integral Microwave Sensor	+ £64.00

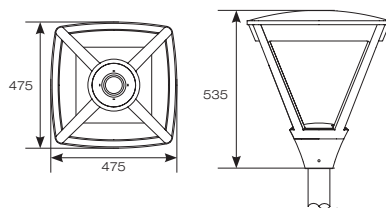




# Asuri Post Top




- Modern die-cast aluminium post top lantern suitable for hospitality and retail applications
- Electrostatic paint finish for enhanced corrosion resistance
- Ideal for large car parks and large open areas
- Adjustable spigot bracket 50-76mm supplied as standard
- Powered by Philips



INPUT	HERTZ	TEMP	LIFETIME (HRS)	CRI	SDCM	BEAM ANGLE	CLASS	IP	IK
100/240V	50Hz	-40° to 55°C	L70 50,000	Ra 70	5	135°	1	IP66	IK10

CODE	DESCRIPTION	WATTAGE	CCT	LUMENS	LM/W	WINDAGE	TRADE
ASULED/1/CW	Cool White	42W	4000K	3300lm	80lm	0.08	£828.00
ASULED/2/CW	Cool White	63W	4000K	4430lm	70lm	0.08	£924.00
ASULED/1/WW	Warm White	40W	3000K	3060lm	77lm	0.08	£828.00
ASULED/2/WW	Warm White	60W	3000K	4350lm	73lm	0.08	£924.00

CODE (OPTIONS)	DESCRIPTION	TRADE
/PC	Electronic Photocell	+ £38.50



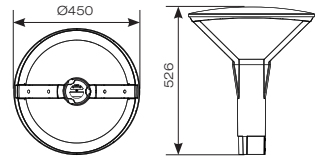
Asuri LED Post Top Product Code	Asuri LED Post Top Delivered Lumens	HID Equivalent Lamp Type	HID Equivalent Lumens	HID Delivered Lumens (65% DLOR)
ASULED/1/CW	3632lm	70W CDM-T	7750lm	3819lm
ASULED/2/CW	5160lm	150W CDM-T	15,000lm	7150lm

Conventional lamp sources do **not utilize** all of the lumen output efficiently as some of the light is directed upwards and interacts with light reflected **back** into the lamp. Therefore the actual usable light is only 65% which is the downward light output ratio. **LEDs** by contrast project **all light on a single plane** and thus all light is usable.

# Helix CCT Post Top



- Modern die-cast aluminium post top lantern Ideal for large car parks and large open areas
- CCT selectable between 3000K and 4000K
- Electrostatic paint finish for enhanced corrosion resistance
- Advanced lens technology providing optimum performance and control.
- Suitable for residential and commercial use
- 76mm spigot bracket



INPUT	HERTZ	TEMP	LIFETIME (HRS)	CRI	SDCM	BEAM ANGLE	CLASS	IP	IK
230V	50/60Hz	-30°C to 50°C	L80 54,000	Ra 70	5	145°	1	IP66	IK08

CODE	DESCRIPTION	WATTAGE	CCT	LUMENS	LM/W	WINDAGE	TRADE
AHPTLED/1	CCT Selectable	40W	3000/4000K	4750lm (4000K)	116lm (4000K)	0.24	£454.00
AHPTLED/2	CCT Selectable	75W	3000/4000K	8500lm (4000K)	114lm (4000K)	0.24	£510.00

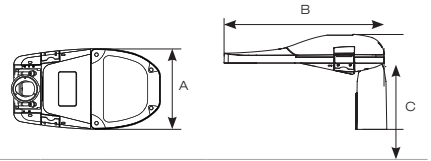
CODE (ACCESSORIES)	DESCRIPTION	TRADE
AHPTLED/60SBA	60mm Spigot Bracket Accessory	£11.45







- Modern die-cast aluminium street light suitable for residential and commercial applications
- Die-cast aluminium construction for optimal heat dissipation and performance
- UV stabilized polycarbonate cover
- Toolless gear tray removal for ease of maintenance
- Built in anti-tamper isolation facility
- Compatible with post top or side entry utility 76mm spigot
- G3 Glare Rating
- Surge protection
- Available in standard, complete with photocell option



Adjustable 48-60mm Spigot bracket

INPUT	HERTZ	TEMP	LIFETIME (HRS)	CRI	SDCM	BEAM ANGLE	CLASS	IP	IK
100/240V	50Hz	-20 to 50°C	L70 50,000	Ra 70	5	120°x70°	1	IP66	IK08

CODE	DESCRIPTION	WATTAGE	CCT	LUMENS	LM/W	WINDAGE	TRADE
AONIXLED/1	Cool White	20W	4000K	2000lm	100lm	0.04	£433.00
AONIXLED/2		40W		4000lm			£485.00
AONIXLED/3		60W		6000lm			£621.00
AONIXLED/4		80W		8000lm			£707.00

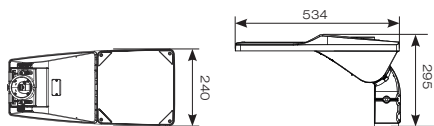
CODE (OPTIONS)	DESCRIPTION	TRADE	CODE (ACCESSORIES)	DESCRIPTION	TRADE
/PC	Electronic Photocell	+ £38.50	AONIXLED/SBA	48-60mm Spigot Bracket	£25.50
			AONIXLED/WB	Wall Bracket	£32.70



# Magna



- Modern die-cast aluminium street light suitable for residential and commercial applications
- Die-cast aluminium construction for optimal heat dissipation and performance
- UV stabilized polycarbonate cover
- Toolless gear tray removal for ease of maintenance
- Built in anti-tamper isolation facility
- Compatible with post top or side entry utility 76mm spigot
- Advanced lens technology providing optimum performance and control.
- G3 Glare Rating
- Surge protection
- Available in standard, complete with photocell option



Side entry utility 76mm spigot

INPUT	HERTZ	TEMP	LIFETIME (HRS)	CRI	SDCM	BEAM ANGLE	CLASS	IP	IK
230V	50/60Hz	-30°C to 50°C	L80 54,000	Ra 70	5	50°x140°	1	IP66	IK09

CODE	DESCRIPTION	WATTAGE	CCT	LUMENS	LM/W	WINDAGE	TRADE
AMAGLED/1	Cool White	30W	4000K	5300lm	152lm	0.16	£378.00
AMAGLED/2		50W		7800lm	152lm	0.16	£418.00
AMAGLED/3		70W		10900lm	151lm	0.16	£512.00
AMAGLED/1/WW	Warm White	30W	3000K	4660lm	150lm	0.16	£378.00
AMAGLED/2/WW		50W		7730lm	152lm	0.16	£418.00
AMAGLED/3/WW		70W		10670lm	148lm	0.16	£512.00

CODE (OPTIONS)	DESCRIPTION	TRADE	CODE (ACCESSORIES)	DESCRIPTION	TRADE
/PC	Electronic Photocell	+ £38.50	AMAGLED/60SBA	60mm Spigot Bracket	£11.25

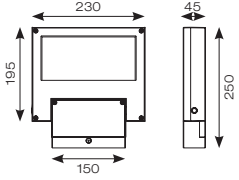




# Spirit Asymmetrical Projector



- High performance LED projector light suitable for commercial applications
- Die-cast aluminium construction with textured graphite finish
- Non-dimmable
- Internal application examples:- Transport hubs, churches and historical buildings amongst other commercial applications. Ideal to improve atmosphere and brighten indoor spaces
- External application examples:- Commercial buildings to provide a sufficient wall washer effect for projected facades
- Powered by Tridonic



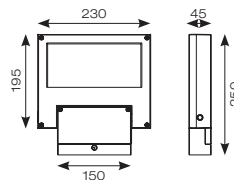
INPUT	HERTZ	TEMP	LIFETIME (HRS)	CRI	SDCM	BEAM ANGLE	CLASS	IP	IK
230V	50Hz	0°C to 25°C	L90 36,000	Ra 80	3	40/100°	1	IP65	IK06

CODE	DESCRIPTION	WATTAGE	CCT	LUMENS	LM/W	TRADE
ASPPLD/ASY/CW	Cool White	24W	4000K	1700lm	71lm	£219.00
ASPPLD/ASY/WW	Warm White	24W	3000K	1600lm	66lm	£219.00

# Spirit Symmetrical Projector



- High performance LED projector light suitable for commercial applications
- Die-cast aluminium construction with textured graphite finish
- Non-dimmable
- Internal application examples:- Historical buildings, churches and hotel lobbies. Ideal at improving atmosphere and brightening indoor spaces
- External application examples:- Communal and residential gardens, ideal for illuminating landscapes providing a sufficient floodlight effect
- Powered by Tridonic



INPUT	HERTZ	TEMP	LIFETIME (HRS)	CRI	SDCM	BEAM ANGLE	CLASS	IP	IK
230V	50Hz	0°C to 25°C	L90 36,000	Ra 80	3	65°	1	IP65	IK06

CODE	DESCRIPTION	WATTAGE	CCT	LUMENS	LM/W	TRADE
ASPPLED/SYM/CW	Cool White	24W	4000K	2150lm	90lm	£266.00
ASPPLED/SYM/WW	Warm White	24W	3000K	1975lm	83lm	£266.00